

**INDEPENDENT AUDITOR'S REPORT
TO THE MEMBERS OF DENTA WATER AND INFRA SOLUTIONS LIMITED
(FORMERLY KNOWN AS DENTA PROPERTIES AND INFRASTRUCTURE PRIVATE LIMITED)**

Report on the Audit of Standalone Financial Statements

Opinion

- A. We have audited the accompanying Standalone Financial Statements of **DENTA WATER AND INFRA SOLUTIONS LIMITED (FORMERLY KNOWN AS DENTA PROPERTIES AND INFRASTRUCTURE PRIVATE LIMITED) (CIN- U70109KA2016PLC097869)** ("the Company"), which comprise the Balance Sheet as at March 31, 2024, the Statement of Profit and Loss (including Other Comprehensive Income), the Statement of Changes in Equity and the Statement of Cash Flows for the year ended on that date, and a summary of significant accounting policies and other explanatory information (hereinafter referred to as the "Standalone Financial Statements").
- B. In our opinion and to the best of our information and according to the explanations given to us, the aforesaid Standalone Financial Statements give the information required by the Companies Act, 2013 ("the Act") in the manner so required and give a true and fair view in conformity with the Indian Accounting Standards prescribed under section 133 of the Act read with the Companies (Indian Accounting Standards) Rules, 2015, as amended, ("Ind AS") and other accounting principles generally accepted in India, of the state of affairs of the Company as at March 31, 2024, and its profit and total comprehensive income / (loss), changes in equity and its cash flows for the year ended on that date.

Basis for Opinion

We conducted our audit in accordance with the Standards on Auditing (SAs) specified under section 143(10) of the Companies Act, 2013. Our responsibilities under those Standards are further described in the Auditor's Responsibilities for the Audit of the Standalone Financial Statements section of our report. We are independent of the Company in accordance with the Code of Ethics issued by the Institute of Chartered Accountants of India ("ICAI") together with the ethical requirements that are relevant to our audit of the Standalone Financial Statements under the provisions of the Companies Act, 2013 and the Rules thereunder, and we have fulfilled our other ethical responsibilities in accordance with these requirements and the Code of Ethics. We believe that the audit evidence we have obtained is sufficient and appropriate to provide a basis for our opinion on the Standalone Financial Statements.

Key Audit Matters

Key audit matters are those matters that, in our professional judgment, were of most significance in our audit of the Standalone Financial Statements of the current year. These matters were addressed in the context of our audit of the Standalone Financial Statements as a whole, and in forming our opinion thereon, and we do not provide a separate opinion on these matters. We have determined the matters described below to be the key audit matters to be communicated in our report.





Key Audit Matter	Auditor's Response
<p>Revenue recognition for long term construction contracts</p> <p>(Refer to note 2(e) and 24 of the Standalone Financial Statements).</p> <p>The Company's significant portion of business is undertaken through long term construction contracts which is in nature of engineering, procurement and construction basis. The contract prices are fixed and, in some cases, subject to price variance clauses.</p> <p>Revenue from these contracts, where the performance obligation satisfied over time, is recognised in proportion to the stage of completion of the contract. The stage of completion is assessed by reference to survey of work performed.</p> <p>Revenue recognition from these contracts involves significant degree of judgments and estimation including identification of contractual obligations, the Company's rights to receive payments for performance obligation completed till date which includes measuring and recognition of contract assets, change of scope and determination of onerous obligations which include estimation of contract costs.</p> <p>Revenue recognition is significant to the Standalone Financial Statements based on the quantitative materiality and nature of construction contracts involves significant judgements as explained above. Accordingly, we considered this as a key audit matter.</p>	<p>Our procedures over the recognition of revenue included the following:</p> <ul style="list-style-type: none">• Read the Company's revenue recognition accounting policy and assessed compliance of the policy in terms of Ind AS 115 - Revenue from Contracts with Customers.• Obtained an understanding of the Company's processes and controls for revenue recognition process, evaluated the design, and tested the operating effectiveness of the controls over revenue recognition with specific focus on determination of stage of completion, considering impact of change in scope and estimation of contract cost.• For a sample of contracts, we obtained the percentage of completion calculations, agreed key contractual terms to the signed contracts, tested the mathematical accuracy of the cost to complete calculations and re-performed the calculation of revenue recognized during the period based on the percentage of completion.• For costs incurred to date, we tested samples to appropriate supporting documentation and performed cut off procedures.• To test the forecast cost to complete, we obtained the breakdown of costs forecasts and tested elements of the forecast by obtaining executed purchase orders and agreements, evaluating reasonableness of management's judgements and assumptions using past trends and comparing the estimated costs to the actual costs incurred for the similar completed projects.• Assessed the relevant disclosures made by the company in accordance with Ind AS 115. <p>Based on the above procedures performed, we considered the manner of estimation of contract cost and recognition of revenue to be reasonable.</p>





Information other than Standalone Financial Statements and Auditor's Report thereon

- A. The Company's Board of Directors is responsible for the other information. The other information comprises the information included in the Management Discussion and Analysis, Board's Report including Annexures to Board's Report, Business Responsibility Report, Corporate Governance and Shareholder's Information, but does not include the Standalone Financial Statements and our auditor's report thereon.

Our opinion on the Standalone Financial Statements does not cover the other information and we do not express any form of assurance conclusion thereon.

- B. In connection with our audit of the Standalone Financial Statements, our responsibility is to read the other information and, in doing so, consider whether the other information is materially inconsistent with the Standalone Financial Statements, or our knowledge obtained during the course of our audit or otherwise appears to be materially misstated.

If, based on the work we have performed, we conclude that there is a material misstatement of this other information; we are required to report that fact. We have nothing to report in this regard.

Responsibility of Management for the Standalone Financial Statements

- A. The Company's Board of Directors is responsible for the matters stated in section 134(5) of the Companies Act, 2013 ("the Act") with respect to the preparation of these Standalone Financial Statements that give a true and fair view of the financial position, financial performance, and cash flows of the Company in accordance with the accounting principles generally accepted in India, including the accounting standards specified under section 133 of the Act. This responsibility also includes maintenance of adequate accounting records in accordance with the provisions of the Act for safeguarding of the assets of the Company and for preventing and detecting frauds and other irregularities; selection and application of appropriate implementation and maintenance of accounting policies; making judgments and estimates that are reasonable and prudent; and design, implementation and maintenance of adequate internal financial controls, that were operating effectively for ensuring the accuracy and completeness of the accounting records, relevant to the preparation and presentation of the Standalone Financial Statement that give a true and fair view and are free from material misstatement, whether due to fraud or error.
- B. In preparing the Standalone Financial Statements, management is responsible for assessing the Company's ability to continue as a going concern, disclosing, as applicable, matters related to going concern and using the going concern basis of accounting unless management either intends to liquidate the Company or to cease operations, or has no realistic alternative but to do so.

The Board of Directors are also responsible for overseeing the Company's financial reporting process.





Auditor's Responsibilities for the Audit of the Standalone Financial Statements

- A. Our objectives are to obtain reasonable assurance about whether the Standalone Financial Statements as a whole are free from material misstatement, whether due to fraud or error, and to issue an auditor's report that includes our opinion. Reasonable assurance is a high level of assurance but is not a guarantee that an audit conducted in accordance with SAs will always detect a material misstatement when it exists. Misstatements can arise from fraud or error and are considered material if, individually or in aggregate, they could reasonably be expected to influence the economic decisions of users taken on the basis of these Standalone Financial Statements.
- B. As part of an audit in accordance with SAs, we exercise professional judgment and maintain professional skepticism throughout the audit. We also:
- i. Identify and assess the risks of material misstatement of the Standalone Financial Statements, whether due to fraud or error, design and perform audit procedures responsive to those risks, and obtain audit evidence that is sufficient and appropriate to provide a basis for our opinion. The risk of not detecting a material misstatement resulting from fraud is higher than for one resulting from error, as fraud may involve collusion, forgery, intentional omissions, misrepresentations, or the override of internal control.
 - ii. Obtain an understanding of internal financial controls relevant to the audit in order to design audit procedures that are appropriate in the circumstances. Under section 143(3)(i) of the Act, we are also responsible for expressing our opinion on whether the Company has an adequate internal financial controls system in place and the operating effectiveness of such controls.
 - iii. Evaluate the appropriateness of accounting policies used and the reasonableness of accounting estimates and related disclosures made by management.
 - iv. Conclude on the appropriateness of management's use of the going concern basis of accounting and, based on the audit evidence obtained, whether a material uncertainty exists related to events or conditions that may cast significant doubt on the Company's ability to continue as a going concern. If we conclude that a material uncertainty exists, we are required to draw attention in our auditor's report to the related disclosures in the Standalone Financial Statements or, if such disclosures are inadequate, to modify our opinion. Our conclusions are based on the audit evidence obtained up to the date of our auditor's report. However, future events or conditions may cause the Company to cease to continue as a going concern.
 - v. Evaluate the overall presentation, structure and content of the Standalone Financial Statements, including the disclosures, and whether the Standalone Financial Statements represent the underlying transactions and events in a manner that achieves fair presentation.
- C. Materiality is the magnitude of misstatements in the Standalone Financial Statements that, individually or in aggregate, makes it probable that the economic decisions of a reasonably knowledgeable user of the Standalone Financial Statements may be influenced. We consider quantitative materiality and qualitative factors in (i) planning the scope of our audit work and in evaluating the results of our work; and (ii) to evaluate the effect of any identified misstatements in the Standalone Financial Statements.
- D. We communicate with those charged with governance regarding, among other matters, the planned scope and timing of the audit and significant audit findings, including any significant deficiencies in internal control that we identify during our audit.





- E. We also provide those charged with governance with a statement that we have complied with relevant ethical requirements regarding independence, and to communicate with them all relationships and other matters that may reasonably be thought to bear on our independence, and where applicable, related safeguards.
- F. From the matters communicated with those charged with governance, we determine those matters that were of most significance in the audit of the Standalone Financial Statements of the current year and are therefore the key audit matters. We describe these matters in our auditor's report unless law or regulation precludes public disclosure about the matter or when, in extremely rare circumstances, we determine that a matter should not be communicated in our report because the adverse consequences of doing so would reasonably be expected to outweigh the public interest benefits of such communication.

Report on Other Legal and Regulatory Requirements

1. As required by Section 143(3) of the Act, based on our audit report we report that:
- (a) We have sought and, obtained all the information and explanations which to the best of our knowledge and belief were necessary for the purpose of our audit.
 - (b) In our opinion, proper books of account as required by law have been kept by the Company so far as it appears from our examination of those books except for the matters stated in the paragraph 2 (vi) below on reporting under Rule 11(g) of the Companies (Audit and Auditors) Rules, 2014.
 - (c) The balance sheet, the statement of profit and loss, including other comprehensive income, the cash flow statement and statement of changes in equity dealt with by this Report are in agreement with the books of account.
 - (d) In our opinion, the aforesaid Standalone Financial Statements comply with the Indian Accounting Standards specified under Section 133 of the Act, read with relevant rules issued thereunder.
 - (e) On the basis of written representations received from the directors as on March 31, 2024, taken on record by the Board of Directors, none of the directors is disqualified as on March 31, 2024, from being appointed as a director in terms of Section 164(2) of the Act.
 - (f) The modifications relating to the maintenance of accounts and other matters connected therewith are as stated in the paragraph II (a) (b) above on reporting under Section 143(3)(b) of the Act and paragraph 2 (vi) below on reporting under Rule 11(g) of the Companies (Audit and Auditors) Rules, 2014.
 - (g) With respect to the adequacy of the internal financial controls over financial reporting of the Company and the operating effectiveness of such controls, refer to our separate Report in "Annexure A". Our report expresses an unmodified opinion on the adequacy and operating effectiveness of the Company's internal financial controls with reference to standalone financial statements.
2. With respect to the other matters to be included in the Auditor's Report in accordance with Rule 11 of the Companies (Audit and Auditors) Rules, 2014 as amended, in our opinion and to the best of our information and according to the explanations given to us:
- i. The Company has disclosed the impact of pending litigations as at March 31, 2024 on its financial position in its financial statements. Refer Note 31 to the financial statements.
 - ii. The Company did not have any long-term contracts including derivative contracts for which there were any material foreseeable losses under the applicable law or accounting standards.





- iii. There has been no delay in transferring amounts, required to be transferred, to the Investor Education and Protection Fund by the Company, if any; and
- iv. (a) The Management has represented that, to the best of its knowledge and belief, no funds (which are material either individually or in the aggregate) have been advanced or loaned or invested (either from borrowed funds or share premium or any other sources or kind of funds) by the Company to or in any other person or entity, including foreign entity ("Intermediaries"), with the understanding, whether recorded in writing or otherwise, that the Intermediary shall, whether, directly or indirectly lend or invest in other persons or entities identified in any manner whatsoever by or on behalf of the Company ("Ultimate Beneficiaries") or provide any guarantee, security or the like on behalf of the Ultimate Beneficiaries;
- (b) The Management has represented, that, to the best of its knowledge and belief, no funds (which are material either individually or in the aggregate) have been received by the Company from any person or entity, including foreign entity ("Funding Parties"), with the understanding, whether recorded in writing or otherwise, that the Company shall, whether, directly or indirectly, lend or invest in other persons or entities identified in any manner whatsoever by or on behalf of the Funding Party ("Ultimate Beneficiaries") or provide any guarantee, security or the like on behalf of the Ultimate Beneficiaries;
- (c) Based on the audit procedures that have been considered reasonable and appropriate in the circumstances, nothing has come to our notice that has caused us to believe that the representations under sub-clause (i) and (ii) of Rule 11(e), as provided under (a) and (b) above, contain any material misstatement.
- v. The company has not declared any dividend during this year, hence there is no breach of limits prescribed under Section 197 of the Act and the rules thereunder.
- vi. Proviso to Rule 3(1) of the Companies (Accounts) Rules, 2014 for maintaining books of account using accounting software which has a feature of recording audit trail (edit log) facility is applicable to the Company with effect from April 1, 2023, and accordingly, reporting under Rule 11(g) of Companies (Audit and Auditors) Rules, 2014 is not applicable for the financial year ended March 31, 2024.
3. As required by the Companies (Auditor's Report) Order, 2020 ("the Order") issued by the Central Government of India in terms of Section 143(11) of the Act, we give in the "**Annexure- B**" a statement on the matters specified in paragraphs 3 and 4 of the Order

Place: Mumbai
Date: June 21, 2024



For Maheshwari & Co.
Chartered Accountants
Firm's Registration No.105834W

Pawan Gattani
Pawan Gattani
Partner

Membership No. 144734

UDIN: 24144734BKBIOM9159



ANNEXURE 'A' TO THE INDEPENDENT AUDITOR'S REPORT

(Referred to in paragraph 1(f) under the heading 'Report on Other Legal and Regulatory Requirements' of our report of even date)

Report on the Internal Financial Controls under Clause (i) of Sub-section 3 of Section 143 of the Companies Act, 2013 ("the Act")

We have audited the internal financial controls over financial reporting of **DENTA WATER AND INFRA SOLUTIONS LIMITED (FORMERLY KNOWN DENTA PROPERTIES AND INFRASTRUCTURE PRIVATE LIMITED)** ("the Company") as of March 31, 2024, in conjunction with our audit of the Standalone Financial Statements of the Company for the year ended on that date.

Management's Responsibility for Internal Financial Controls

The Company's management is responsible for establishing and maintaining internal financial controls based on the internal control over financial reporting criteria established by the Company considering the essential components of internal control stated in the Guidance Note on Audit of Internal Financial Controls Over Financial Reporting (the "Guidance Note") issued by the Institute of Chartered Accountants of India ("ICAI"). These responsibilities include the design, implementation and maintenance of adequate internal financial controls that were operating effectively for ensuring the orderly and efficient conduct of its business, including adherence to company's policies, the safeguarding of its assets, the prevention and detection of frauds and errors, the accuracy and completeness of the accounting records, and the timely preparation of reliable financial information, as required under the Companies Act, 2013.

Auditors' Responsibility

Our responsibility is to express an opinion on the Company's internal financial controls over financial reporting based on our audit. We conducted our audit in accordance with the Guidance Note and the Standards on Auditing, issued by ICAI and deemed to be prescribed under section 143(10) of the Companies Act, 2013, to the extent applicable to an audit of internal financial controls. Those Standards and the Guidance Note require that we comply with ethical requirements and plan and perform the audit to obtain reasonable assurance about whether adequate internal financial controls over financial reporting was established and maintained and if such controls operated effectively in all material respects.

Our audit involves performing procedures to obtain audit evidence about the adequacy of the internal financial controls system over financial reporting and their operating effectiveness. Our audit of internal financial controls over financial reporting included obtaining an understanding of internal financial controls over financial reporting, assessing the risk that a material weakness exists, and testing and evaluating the design and operating effectiveness of internal control based on the assessed risk. The procedures selected depend on the auditor's judgments, including the assessment of the risks of material misstatement of the Standalone Financial Statements, whether due to fraud or error.

We believe that the audit evidence we have obtained is sufficient and appropriate to provide a basis for our audit opinion on the Company's internal financial controls system over financial reporting.





Meaning of Internal Financial Controls Over Financial Reporting

A company's internal financial control over financial reporting is a process designed to provide reasonable assurance regarding the reliability of financial reporting and the preparation of Standalone Financial Statements for external purposes in accordance with generally accepted accounting principles. A company's internal financial control over financial reporting includes those policies and procedures that (1) pertain to the maintenance of records that, in reasonable detail, accurately and fairly reflect the transactions and dispositions of the assets of the company; (2) provide reasonable assurance that transactions are recorded as necessary to permit preparation of Standalone Financial Statements in accordance with generally accepted accounting principles, and that receipts and expenditures of the company are being made only in accordance with authorisations of management and directors of the company; and (3) provide reasonable assurance regarding prevention or timely detection of unauthorised acquisition, use, or disposition of the company's assets that could have a material effect on the Standalone Financial Statements.

Inherent Limitations of Internal Financial Controls Over Financial Reporting

Because of the inherent limitations of internal financial controls over financial reporting, including the possibility of collusion or improper management override of controls, material misstatements due to error or fraud may occur and not be detected. Also, projections of any evaluation of the internal financial controls over financial reporting to future years are subject to the risk that the internal financial control over financial reporting may become inadequate because of changes in conditions, or that the degree of compliance with the policies or procedures may deteriorate.

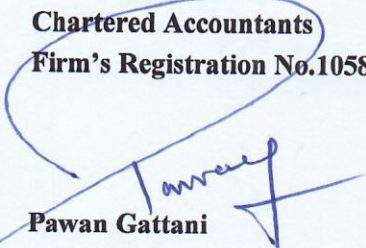
Opinion

In our opinion, to the best of our information and according to explanation given to us, the Company has maintained, in all material respects, adequate internal financial controls over financial reporting and such internal financial controls over financial reporting were operating effectively as at March 31, 2024, based on the internal control over financial reporting criteria established by the Company considering the essential components of internal control stated in the Guidance Note on Audit of Internal Financial Controls Over Financial Reporting issued by the Institute of Chartered Accountants of India.

Place: Mumbai
Date: June 21, 2024



For Maheshwari & Co.
Chartered Accountants
Firm's Registration No.105834W


Pawan Gattani
Partner

Membership No. 144734
UDIN: 24144734BKBIOM9159



ANNEXURE 'B' TO THE INDEPENDENT AUDITOR'S REPORT

(Referred to in paragraph 2 under the heading 'Report on Other Legal and Regulatory Requirements' of our report of even date)

To the best of our information and according to the explanations provided to us by the Company and the books of account and records examined by us in the normal course of audit, we state that:

1. In respect of the Company's Property, Plant and Equipment and Intangible Assets:
 - a) (A) The Company has maintained proper records showing full particulars, including quantitative details and situation of Property, Plant and Equipment and relevant details of right-of-use assets and investment property.

(B) The Company has maintained proper records showing full particulars of intangible assets.
 - b) The Property, Plant and Equipment of the company have been physically verified by the management at reasonable intervals in a phased manner so as to generally cover all the assets over a period of 3 years which, in our opinion, is reasonable having regard to the size of the Company and the nature of its assets. As informed to us, a portion of the Property, Plant and Equipment has been physically verified by the Management during the year and no material discrepancies have been noticed on such verification.
 - c) Based on the examination of the registered sale deed / transfer deed / conveyance deed provided to us, we report that, the title deeds, of all the immovable properties (other than immovable properties where the Company is the lessee and the lease agreements are duly executed in favour of the Company) disclosed in the Standalone Financial Statements included in property, plant and equipment and capital work-in progress are held in the name of the Company as at the balance sheet date.
 - d) The Company has not revalued any of its Property, Plant and Equipment (including right-of-use assets) and intangible assets or both during the year.
 - e) No proceedings have been initiated during the year or are pending against the Company as at March 31, 2024 for holding any benami property under the Benami Transactions (Prohibition) Act, 1988 (as amended in 2016) and rules made thereunder. Accordingly, reporting under clause 1(e) of the Order is not applicable to the company.
2.
 - a) According to information and explanations given to us, the inventory has been physically verified by the management at reasonable intervals during the year. In our opinion, the coverage and procedure of such verification by the Management is appropriate having regard to the size of the Company and the nature of its operations. The company is maintaining proper records of inventory.
 - b) According to information and explanations given to us, The Company has not been availed any working capital loan, at any points of time during the year. Accordingly, reporting under clause 2(b) of the Order is not applicable to the company.
3. The Company has made investments in firm but has not granted unsecured loans to other parties, during the year, in respect of which:
 - (a) According to the information and explanations given to us by the Management, the Company has not given any advances in the nature of loans, secured or unsecured, to companies, firms, Limited Liability Partnerships or any other parties.





- (b) In our opinion, the investments made and the terms and conditions of the grant of loans during the year are, prima facie, not prejudicial to the Company's interest.
- (c) No loans granted by the Company, hence the schedule of repayment of principal and payment of interest not applicable.
- (d) No loans granted by the Company, hence there is no overdue amount remaining outstanding as at the balance sheet date.
- (e) No loans granted by the Company which has fallen due during the year, has been renewed or extended or fresh loans granted to settle the overdue of existing loans given to the same parties.
- (f) The Company has not granted any loans or advances in the nature of loans either repayable on demand or without specifying any terms or period of repayment during the year. Hence, reporting under clause 3(f) is not applicable.

The Company has not provided any guarantee or security or granted any advances in the nature of loans, secured or unsecured, to companies, firms, Limited Liability Partnerships or any other parties.

- 4. In our opinion and according to information and explanations given to us, the company has complied with the provisions of Section 185 and 186 of the Companies Act, 2013 with respect to loans and investments made. Further, as no guarantees/security has been given towards the parties specified in section 185, hence clause with regard to these matters are not applicable to the Company.
- 5. According to the information and explanations given to us, the Company has not accepted any deposits during the year and does not have any unclaimed deposit as at March 31, 2024, and therefore, the provisions of Sections 73 to 76 or any other relevant provisions of the Companies Act, 2013 and the rules made thereunder are not applicable to the Company. We are informed by the management that no order has been passed by the Company Law Board, National Company Law Tribunal or Reserve Bank of India or any Court or any other Tribunal against the Company in this regard.
- 6. Pursuant to the rules made by the Central Government of India, the Company is required to maintain cost records as specified under Section 148(1) of the Act in respect of its products. We have broadly reviewed the same and are of the opinion that, prima facie, the prescribed accounts and records have been made and maintained. We have not, however, made a detailed examination of the records with a view to determine whether they are accurate or complete.
- 7. a) According to the information and explanations given to us and according to the books and records as produced and examined by us, in our opinion, the company is generally regular in depositing with appropriate authorities undisputed statutory dues including Goods and Service Tax, provident fund, employees' state insurance, income-tax and any other statutory dues applicable to it.

According to the information and explanations given to us, no undisputed amounts payable in respect of these statutory dues were in arrears as at March 31, 2024, for a period of more than six months from the date they became payable.





- b) According to the information and explanations given to us, there are no dues of Income Tax, Goods and Service Tax, and cess, which have not been deposited on account of any dispute with the relevant authorities.
8. In our opinion and according to the information and explanations given to us, the company does not have any transactions not recorded in the books of account have been surrendered or disclosed as income during the year in the tax assessments under the Income Tax Act, 1961 (43 of 1961). Accordingly reporting under clause 3(viii) of the Order is not applicable.
9. (a) According to the records of the company examined by us and the information and explanations given to us, the Company has not defaulted in the repayment of loans or borrowings or in the payment of interest thereon to any lender.
- (b) The Company has not been declared willful defaulter by any bank or financial institution or government or any government authority.
- (c) The Company has taken vehicle loans during the year and were applied for the purpose for which the loans were obtained, the outstanding vehicle loans at the end of the year amounts to Rs. 8.62 million.
- (d) On an overall examination of the Standalone Financial Statements of the Company, no funds have been raised on short-term basis. Accordingly reporting under clause 9(d) of the Order is not applicable.
- (e) On an overall examination of the Standalone Financial Statements of the Company, the Company has not taken any funds from any entity or person on account of or to meet the obligations of its subsidiaries.
- (f) The Company has not raised any loans during the year on the pledge of securities and hence reporting on clause 9(f) of the Order is not applicable.
10. (a) The company has not raised any money by way of initial public offer or further public offer (including debt instruments) during the year, Accordingly, reporting under 10(a) of the order is not applicable.
- (b) According to the information and explanation given to us, during the year, the company has not made any preferential allotment or private placement of shares, hence the requirements of section 42 and section 62 of the Companies Act, 2013 are not applicable to the Company
11. (a) During the course of our examination of the books and records of the company carried out in accordance with the generally accepted auditing practices in India, and according to the information and explanation given to us, we have neither come across any instance of fraud done by the company or any fraud done on the company by its officers or employees, noticed or reported during the year, nor have we been informed of such case by the management.
- (b) No report under sub-section (12) of section 143 of the Companies Act has been filed in Form ADT-4 as prescribed under rule 13 of Companies (Audit and Auditors) Rules, 2014 with the Central Government, during the year and up to the date of this report.
- (c) According to the information and explanations given to us including the representation made to us by the management of the Company, there are no whistle-blower complaints received by the Company during the year.
12. In our opinion and according to the information and explanations given to us, the Company is not a Nidhi Company. Accordingly, the provisions of clause 12 of the Order are not applicable to the Company.





13. In our opinion and according to the information and explanations given to us the Company are in compliance with Sections 177 and 188 of the Companies Act, 2013, where applicable, for all transactions with the related parties and the details of related party transactions have been disclosed in the Standalone Financial Statements etc. as required by the applicable Indian Accounting Standards.
14. (a) In our opinion the Company has an adequate internal audit system commensurate with the size and the nature of its business.
- (b) The report of the internal auditor for the year under audit have been considered by us.
15. According to the information and explanations given to us and based on our examination of the records of the Company, the Company has not entered into non- cash transactions with directors or persons connected with him. Accordingly, reporting under clause 15 of the Order is not applicable.
16. (a) The provisions of Section 45-IA of the Reserve Bank of India Act, 1934 (2 of 1934) are not applicable to the Company. Accordingly, the requirement to report on clause 16(a) of the Order is not applicable to the Company.
- (b) The Company has not conducted any Non-Banking Financial or Housing Finance activities without obtaining a valid Certificate of Registration (COR) from the Reserve Bank of India as per the Reserve Bank of India Act, 1934.
- (c) The Company is not a Core Investment Company as defined in the regulations made by Reserve Bank of India. Accordingly, the requirement to report under clause 16(c) of the Order is not applicable to the Company.
- (d) There is no Core Investment Company as a part of the Group, hence, the requirement to report under clause 16(d) of the Order is not applicable to the Company.
17. The Company has not incurred cash losses during the year covered by our audit and the immediately preceding financial year.
18. There has been no resignation of the statutory auditors during the year. Accordingly, clause 3(xviii) of the Order is not applicable.
19. On the basis of the financial ratios, ageing and expected dates of realisation of financial assets and payment of financial liabilities, other information accompanying the Standalone Financial Statements and our knowledge of the Board of Directors and Management plans and based on our examination of the evidence supporting the assumptions, nothing has come to our attention, which causes us to believe that any material uncertainty exists as on the date of the audit report indicating that Company is not capable of meeting its liabilities existing at the date of balance sheet as and when they fall due within a period of one year from the balance sheet date. We, however, state that this is not an assurance as to the future viability of the Company. We further state that our reporting is based on the facts up to the date of the audit report and we neither give any guarantee nor any assurance that all liabilities falling due within a period of one year from the balance sheet date, will get discharged by the Company as and when they fall due.
20. The Company has adjusted the excess spent of previous year in current year towards Corporate Social Responsibility ("CSR") and the excess/short spent to be determined at the end of the financial year and accordingly, unspent CSR amount for the year requiring a transfer to a Fund specified in Schedule VII to the Act, or special account in compliance with the provision of sub-section (6) of section 135 of the said Act, if required. Accordingly, reporting under clause 20 of the Order is not applicable for the year.





21. The requirements under clause 21 of the order are not applicable in respect of audit of Standalone Financial Statements as the consolidation done in the financial statement is of a Partnership firm. Accordingly, reporting under clause 21 of the Order is not applicable



For Maheshwari & Co.
Chartered Accountants
Firm's Registration No. 105834W

Pawan Gattani
Pawan Gattani
Partner

Membership No. 144734
UDIN: 24144734BKBIOM9159

Place: Mumbai
Date: June 21, 2024

Denta Water and Infra Solutions Limited
(Formerly known as Denta Properties and Infrastructure Private Limited)
CIN: U70109KA2016PLC097869
Standalone Balance Sheet
(All amounts in ₹ Million, unless otherwise stated)

Particulars	Note No.	As at	
		March 31, 2024	March 31, 2023
I. ASSETS			
Non-Current Assets			
a) Property, Plant and Equipment	4a	245.06	243.21
b) Other Intangible Assets	4b	0.24	0.11
c) Financial Assets			
(i) Investment	5	69.52	66.44
(ii) Other Financial Assets	6	97.34	94.35
d) Other Non-Current Assets	7	44.33	50.49
e) Deferred Tax Assets (Net)	18	-	3.82
Total Non-Current Assets (A)		456.49	458.42
Current Assets			
a) Inventories	8	195.13	64.98
b) Financial Assets			
(i) Trade Receivables	9	254.63	231.52
(ii) Cash and Cash Equivalents	10 (a)	124.32	359.07
(iii) Bank Balances Other than Cash and Cash Equivalents	10 (b)	503.82	4.12
(iv) Other Financial Assets	11	38.75	5.25
c) Other Current Assets	12	624.14	112.73
Total Current Assets (B)		1,740.78	777.67
Total Assets (A+B)		2,197.27	1,236.09
II. EQUITY AND LIABILITIES			
Equity			
a) Equity Share Capital	13	192.00	48.00
b) Other Equity	14	1,450.43	994.88
Total Equity (A)		1,642.43	1,042.88
Liabilities			
Non-Current Liabilities			
a) Financial Liabilities			
(i) Borrowings	15	5.49	8.63
b) Provisions	16	1.07	0.35
c) Deferred Tax Liabilities (Net)	17	1.91	-
d) Other Non-Current Liabilities	18	2.66	2.66
Total Non-Current Liabilities		11.13	11.64
Current Liabilities			
a) Financial Liabilities			
(i) Borrowings	19	3.13	2.89
(ii) Trade Payables	20	6.29	0.62
- Total Outstanding Dues of Micro and Small Enterprises			
- Total Outstanding Dues of Creditors other than Micro and Small Enterprises		106.04	101.12
b) Other Current Liabilities	21	117.21	56.46
c) Provisions	22	236.79	1.10
d) Current Tax Liabilities (Net)	23	74.25	19.38
Total Current Liabilities		543.71	181.57
Total Liabilities (B)		554.84	193.21
Total Equity and Liabilities (A+B)		2,197.27	1,236.09

Note: The above statement should be read with Significant Accounting Policies forming part of the Standalone Financial Statements.

As per our report of even date attached

For Maheshwari and Co.
Chartered Accountants
FRN: 105834W

Pawan Gattani
(Partner)
M. No. 144734



For and on behalf of Board of Directors of Denta Water and Infra Solutions Limited
(Formerly known as Denta Properties and Infrastructure Private Limited)

Sujith T R
Wholetime Director
DIN - 09777433

Sujata Gaonkar
Company Secretary
M. No.: A53988

Manish Shetty
Managing Director
DIN - 09075221

Deepa
Chief Financial Officer



Place: Mumbai
Date: June 21, 2024

Place: Bengaluru
Date: June 20, 2024

Denta Water and Infra Solutions Limited
(Formerly known as Denta Properties and Infrastructure Private Limited)
CIN: U70109KA2016PLC097869
Standalone Statement of Profit and Loss
(All amounts in ₹ Million, unless otherwise stated)

Particulars	Note No.	For the Period Ended March 31, 2024	For the Year Ended March 31, 2023
Revenue From Operations	24		
Other Income	25	2,385.98	1,743.24
Total Income (A)		30.88	14.22
		2,416.86	1,757.46
Expenses			
Cost of Materials Consumed	26	1,519.78	1,045.02
Employee Benefits Expense	27	36.21	11.26
Finance Costs	28	5.02	0.93
Depreciation and Amortisation	29	4.85	3.71
Other Expenses	30	38.61	17.38
Total Expenses (B)		1,604.48	1,078.30
Profit Before Tax (A-B)		812.38	679.16
Tax Expense:			
- Current Tax	43	206.86	185.05
- Deferred Tax	18	0.95	(4.42)
Total Tax Expenses		207.81	180.63
Profit after Tax attributable to owners of the company		604.57	498.53
Other Comprehensive Income/(Loss)			
Items that will not be Reclassified to Statement of Profit and Loss			
Remeasurement of Defined Employee Benefit Plans	14	0.23	0.06
Tax impact of items that will not be reclassified to statement of profit and loss		(0.06)	(0.02)
Other Comprehensive Income is Attributable to Owners of the Company		0.17	0.04
Total Comprehensive Income		604.74	498.57
Earnings Per Share (EPS) attributable to Equity Holder			
Equity Shares of Par Value Rs 10/- Each			
Basic and Diluted	47	31.49	25.97

Note: The above statement should be read with Significant Accounting Policies forming part of the Standalone Financial Statements.

As per our report of even date attached
For Maheshwari and Co.
Chartered Accountants
FRN: 105834W

Pawan Gattani
(Partner)
M. No. 144734



For and on behalf of Board of Directors of Denta Water and Infra Solutions Limited
(Formerly known as Denta Properties and Infrastructure Private Limited)

Sujith T R
Wholetime Director
DIN - 09777433

Sujata Gaonkar
Company Secretary
M. No.: A53988

Manish Shetty
Managing Director
DIN - 709075221

Deepa
Chief Financial Officer



Place: Mumbai
Date : June 21, 2024

Place: Bengaluru
Date: June 20, 2024

Denta Water and Infra Solutions Limited
(Formerly known as Denta Properties and Infrastructure Private Limited)
CIN: U70109KA2016PLC097869
Standalone Cash Flow Statement
(All amounts in ₹ Million, unless otherwise stated)

Particulars		For the Period Ended March 31, 2024	For the Year Ended March 31, 2023
Cash Flow from/(Used in) Operating Activities			
Profit Before Tax		812.38	679.16
Adjustments to Reconcile Net Profit to Net Cash Provided by Operating Activities:			
Depreciation and Amortization		4.85	3.71
Finance Cost		5.02	0.93
Interest Income		(13.14)	(4.73)
Operating Profit before Working Capital Changes		809.11	679.07
Movement in Working Capital:			
Changes in Trade Receivables		(23.11)	(96.97)
Changes in Other Financial Assets		(33.50)	82.99
Changes in Other Current Assets		(505.25)	(54.61)
Changes in Trade Payable		10.59	65.88
Changes in Borrowings		0.24	2.89
Changes in Provisions		236.18	0.48
Changes in Other Current Liabilities		60.75	45.74
Changes in Inventories		(130.15)	(31.39)
Cash Generated/(Used) in Operations		424.87	694.08
Income Tax Paid (Net)		(151.99)	(176.89)
Cash Generated/(Used) in Operating Activities	(A)	272.88	517.19
Cash Flow from Investing Activities			
Purchase of Property, Plant and Equipment/Capital Expenditure Including Intangible Asset		(6.83)	(146.39)
Interest Received		13.14	4.73
Investment/Proceeds from Fixed Deposit with Bank		(2.99)	(89.35)
Loans Given		(3.07)	(66.44)
Cash Generated/ (Used) in Investing Activities	(B)	0.25	(297.45)
Cash Flow from Financing Activities			
Proceed /(Repayment) of Borrowings (Net)		(3.16)	8.63
Interest Paid		(5.02)	(0.93)
Cash Generated/(Used) in Financing Activities	(C)	(8.18)	7.70
Net Increase / (Decrease) in Cash and Cash Equivalents	(A+B+C)	264.95	227.44
Cash and Cash Equivalent at Beginning of Period/Year		363.19	135.75
Cash and Cash Equivalent at End of Period/Year		628.14	363.19
Net Increase/(Decrease) in Cash and Cash Equivalents		264.95	227.44

Note: The above statement should be read with Significant Accounting Policies forming part of the Standalone Financial Statements.

As per our report of even date attached

For Maheshwari and Co.
Chartered Accountants
FRN: 105834W

Pawan Gattani
(Partner)
M. No. 144734



For and on behalf of Board of Directors of Denta Water and Infra Solutions Limited
(Formerly known as Denta Properties and Infrastructure Private Limited)

Sujith T R
Wholtime Director
DIN - 09777433

Sujata Gaonkar
Company Secretary
M. No.: A53988

Manish Shetty
Managing Director
DIN - 09075221

Deepa
Chief Financial Officer



Place: Mumbai
Date : June 21, 2024

Place: Bengaluru
Date: June 20, 2024

Denta Water and Infra Solutions Limited
 (Formerly known as Denta Properties and Infrastructure Private Limited)
 CIN: U70109KA2016PLC097869
 Standalone Statement of Changes in Equity
 (All amounts in ₹ Million, unless otherwise stated)

A Equity Share Capital

Balance at April 01, 2023	Changes in Equity Share Capital During the Current Year	Balance at the End of the Current Reporting Year March 31, 2024
48.00	144.00	192.00

Balance at April 01, 2022	Changes in Equity Share Capital During the Current Year	Balance at the End of the Current Reporting Year March 31, 2023
48.00	-	48.00

B Other Equity

Particulars	Reserves & Surplus			Other Item of other comprehensive Income (Actuarial gains and losses)	Total
	Capital Reserve	Securities Premium	Retained Earnings		
Balance as at March 31, 2024	-	-	1,450.55	(0.12)	1,450.43
Remeasurement of Defined Benefit Obligation (Net)	-	-	-	(0.17)	(0.17)
Opening difference adjustments	-	-	(4.85)	-	(4.85)
Issue of bonus shares	-	-	(144.00)	-	(144.00)
Transfer to Retained Earnings	-	-	604.57	-	604.57
Balance as at March 31, 2023	-	-	994.83	0.05	994.88
Remeasurement of Defined Benefit Obligation (Net)	-	-	-	0.04	0.04
Issue of bonus shares	-	-	-	-	-
Transfer to Retained Earnings	-	-	498.53	-	498.53
Balance as at March 31, 2022	-	-	496.30	0.01	496.31

Note: The above statement should be read with Significant Accounting Policies forming part of the Standalone Financial Statements.

As per our report of even date attached
 For Maheshwari and Co.
 Chartered Accountants
 FRN: 105834W

Pawan Gattani
 (Partner)
 M. No. 144734



For and on behalf of Board of Directors of Denta Water and Infra Solutions Limited
 (Formerly known as Denta Properties and Infrastructure Private Limited)

Sujith T R
 Wholtime Director
 DIN - 09777433

Sujata Gaonkar
 Company Secretary
 M. No.: A53988

Manish Shetty
 Managing Director
 DIN - 09075221

Deepa
 Chief Financial Officer



Place: Mumbai
 Date : June 21, 2024

Place: Bengaluru
 Date: June 20, 2024

Denta Water and Infra Solutions Limited
(Formerly known as Denta Properties and Infrastructure Private Limited)
CIN: U70109KA2016PLC097869
Notes forming part of the Standalone Financial Statements
(All amounts in Rs Million, unless otherwise stated)

1 Company overview:

Denta Water and Infra Solutions Limited (Formerly known as Denta Properties and Infrastructure Private Limited) is a Limited Company in India and incorporated under the provisions of the Companies Act, 2013 having registered office 40, 3rd Floor, Sri Lakshminarayana Mansion, South End Road, Basavanagudi, Bangalore, South Bangalore Karnataka 560004 IN. It came into existence on 17th day of November 2016. The Company is engaged in the business providing infrastructure facilities and other civil projects in India

2 Significant Accounting Policies

(a) Statement of compliance

The Company's Standalone Financial Statements have been prepared in accordance with the provisions of the Companies Act, 2013 and the Indian Accounting Standards ("Ind AS") notified under the Companies (Indian Accounting Standards) Rules, 2015 and amendments thereto issued by Ministry of Corporate Affairs under section 133 of the Companies Act, 2013. In addition, the guidance notes/announcements issued by the Institute of Chartered Accountants of India (ICAI) are also applied except where compliance with other statutory promulgations require a different treatment. These financial statements have been approved for issue by the Board of Directors at its meeting held on June 20, 2024.

(b) Basis of accounting

The Company maintains its accounts on accrual basis following historical cost convention, except for certain assets and liabilities that are measured at fair value in accordance with Ind AS. Fair value measurements are categorised as below based on the degree to which the inputs to the fair value measurements are observable and the significance of the inputs to the fair value measurement in its entirety:

- Level 1 inputs are quoted prices (unadjusted) in active markets for identical assets or liabilities that the Company can access at measurement date;
- Level 2 inputs are inputs, other than quoted prices included in level 1, that are observable for the assets or liabilities, either directly or indirectly; and
- Level 3 inputs are unobservable inputs for the valuation of assets or liabilities.

Above levels of fair value hierarchy are applied consistently and generally, there are no transfers between the levels of the fair value hierarchy unless the circumstances change warranting such transfer.

(c) Presentation of Standalone Financial Statements

The Balance Sheet, the Statement of Profit and Loss and the Statement of Changes in Equity are prepared and presented in the format prescribed in the Schedule III to the Companies Act, 2013 (the Act). The Statement of Cash Flows has been prepared and presented in accordance with Ind AS 7 "Statement of Cash Flows". The disclosures with respect to items in the Balance Sheet and Statement of Profit and Loss, as prescribed in the Schedule III to the Act, are presented by way of notes forming part of the Standalone Financial Statements along with the other notes required to be disclosed under the notified Accounting Standards.

Amounts in the Standalone Financial Statements are presented in Indian Rupee in millions [one million = Ten Lakhs] rounded off to two decimal places as permitted by Schedule III to the Act. Per share data are presented in Indian Rupee in millions to two decimals places.



(d) Operating cycle for current and non-current classification

Operating cycle for the business activities of the Company covers the duration of the specific project or contract or product line or service including the defect liability period wherever applicable and extends up to the realisation of receivables (including retention monies) within the agreed credit period normally applicable to the respective lines of business.

(e) Revenue recognition

Revenue from contracts with customers is recognised when a performance obligation is satisfied by transfer of promised goods or services to a customer.

For performance obligation satisfied over time, the revenue recognition is done by measuring the progress towards complete satisfaction of performance obligation. The progress is measured in terms of a proportion of actual cost incurred to-date, to the total estimated cost attributable to the performance obligation. The Company transfers control of a good or service over time and therefore satisfies a performance obligation and recognises revenue over a period of time if one of the following criteria is met:

- (a) the customer simultaneously consumes the benefit of the Company's performance or
- (b) the customer controls the asset as it is being created/ enhanced by the Company's performance or
- (c) there is no alternative use of the asset and the Company has either explicit or implicit right of payment considering legal precedents,

In all other cases, performance obligation is considered as satisfied at a point in time.

The revenue is recognised to the extent of transaction price allocated to the performance obligation satisfied. Transaction price is the amount of consideration to which the Company expects to be entitled in exchange for transferring goods or services to a customer excluding amounts collected on behalf of a third party. The Company includes variable consideration as part of transaction price when there is a basis to reasonably estimate the amount of the variable consideration and when it is probable that a significant reversal of cumulative revenue recognised will not occur when the uncertainty associated with the variable consideration is resolved. Variable consideration is estimated using the expected value method or most likely amount as appropriate in a given circumstance. Payment terms agreed with a customer are as per business practice and the financing component, if significant, is separated from the transaction price and accounted as interest income.

Costs to obtain a contract which are incurred regardless of whether the contract was obtained are charged-off in profit or loss immediately in the period in which such costs are incurred. The Company recognises asset from the cost, if any, incurred to fulfill the contract such as set up and mobilisation costs and amortises it over the contract tenure on a systematic basis that is consistent with the transfer to the customer of the goods or services to which the asset relates.

Significant judgments are used in:

- a. Determining the revenue to be recognised in case of performance obligation satisfied over a period of time; revenue recognition is done by measuring the progress towards complete satisfaction of performance obligation.
 - b. Determining the expected losses, which are recognised in the period in which such losses become probable based on the expected total contract cost as at the reporting date.
 - c. Determining the method to be applied to arrive at the variable consideration requiring an adjustment to the transaction price.
- (i) Revenue from operations

Revenue includes adjustments made towards liquidated damages and variation wherever applicable. Escalation and other claims, which are not ascertainable/acknowledged by customers are not taken into account.

Amr



Digitally



- A. Revenue from sale of goods including contracts for supply/commissioning of complex plant and equipment is recognised as follows:

Revenue is recognised when the control of the same is transferred to the customer and it is probable that the Company will collect the consideration to which it is entitled for the exchanged goods. Revenue from commissioning of complex plant and equipment is recognised either 'over time' or 'in time' based on an assessment of the transfer of control as per the terms of the contract.

- B. Revenue from construction/project related activity is recognised as follows:

• Cost plus contracts: Revenue from cost plus contracts is recognised over time and is determined with reference to the extent performance obligations have been satisfied. The amount of transaction price allocated to the performance obligations satisfied represents the recoverable costs incurred during the period plus the margin as agreed with the customer.

• Fixed price contracts: Contract revenue is recognised over time to the extent of performance obligation satisfied and control is transferred to the customer. Contract revenue is recognised at allocable transaction price which represents the cost of work performed on the contract plus proportionate margin, using the percentage of completion method.


Percentage of completion is the proportion of cost of work performed to-date, to the total estimated contract costs. For contracts where the aggregate of contract cost incurred to date plus recognised profits (or minus recognised losses as the case may be) exceeds the progress billing, the surplus is shown as contract asset and termed as "Due from customers". For contracts where progress billing exceeds the aggregate of contract costs incurred to-date plus recognised profits (or minus recognised losses, as the case may be), the surplus is shown as contract liability and termed as "Due to customers". Amounts received before the related work is performed are disclosed in the Balance Sheet as contract liability and termed as "Advances from customer". The amounts billed on customer for work performed and are unconditionally due for payment i.e. only passage of time is required before payment falls due, are disclosed in the Balance Sheet as trade receivables. The amount of retention money held by the customers pending completion of performance milestone is disclosed as part of contract asset and is reclassified as trade receivables when it becomes due for payment.

Provision for foreseeable losses in the Standalone Financial Statements is recognised in profit or loss to the extent the carrying amount of the contract asset exceeds the remaining amount of consideration that the Company expects to receive towards remaining performance obligations (after deducting the costs that relate directly to fulfill such remaining performance obligations). The Company recognises impairment loss (termed as provision for expected credit loss on contract assets in the Standalone Financial Statements) on account of credit risk in respect of a contract asset using expected credit loss model on similar basis as applicable to trade receivables.

- C. Revenue from property development activities is recognised when performance obligation is satisfied, customer obtains control of the property transferred and a reasonable expectation of collection of the sale consideration from the customer exists.
- D. Revenue from rendering of services is recognised over time as the customer receives the benefit of the Company's performance and the Company has an enforceable right to payment for services transferred.

Unbilled revenue represents value of services performed in accordance with the contract terms but not billed.

- E. Revenue from contracts for rendering of engineering design services and other services which are directly related to the construction of an asset is recognised on the same basis as stated in (B) above.



F. Other operational revenue represents income earned from the activities incidental to the business and is recognised when the performance obligation is satisfied and right to receive the income is established as per the terms of the contract.

(ii) Other income

A. Other items of income are accounted as and when the right to receive such income arises and it is probable that the economic benefits will flow to the Company and the amount of income can be measured reliably.

(f) Property, plant and equipment (PPE)

PPE is recognised when it is probable that future economic benefits associated with the item will flow to the Company and the cost of the item can be measured reliably. PPE is stated at original cost net of tax/duty credits availed, if any, less accumulated depreciation and cumulative impairment, if any. All directly attributable costs related to the acquisition of PPE and, borrowing costs in case of qualifying assets are capitalised in accordance with the Company's accounting policy.

Own manufactured PPE is capitalised at cost including an appropriate share of overheads. Administrative and other general overhead expenses that are specifically attributable to construction or acquisition of PPE or bringing the PPE to working condition are allocated and capitalised as a part of the cost of the PPE.

Subsequent costs are included in the asset's carrying amount or recognised as a separate asset, as appropriate, only when it is probable that future economic benefits associated with the item will flow to the Company and the cost can be measured reliably.

PPE not ready for the intended use on the date of the Balance Sheet are disclosed as "capital work-in-progress". (Also refer to the policies on leases, borrowing costs, impairment of assets and foreign currency transactions infra). Depreciation is recognised using written down value method so as to write off the cost of the assets (other than freehold land and capital work-in-progress) less their residual values over their useful lives specified in Schedule II to the Companies Act, 2013, or in the case of assets where the useful life was determined by technical evaluation, over the useful life so determined.

Depreciation charge for impaired assets is adjusted in future periods in such a manner that the revised carrying amount of the asset is allocated over its remaining useful life.

Depreciation method is reviewed at each financial year end to reflect the expected pattern of consumption of the future economic benefits embodied in the asset. The estimated useful life and residual values are also reviewed at each financial year end and the effect of any change in the estimates of useful life/residual value is accounted on prospective basis.

Where cost of a part of the asset ("asset component") is significant to total cost of the asset and useful life of that part is different from the useful life of the remaining asset, useful life of that significant part is determined separately and such asset component is depreciated over its separate useful life.

Depreciation on additions to/deductions from, owned assets is calculated pro rata to the period of use.

PPE is derecognised upon disposal or when no future economic benefits are expected from its use or disposal. Any gain or loss arising on derecognition is recognised in the Statement of Profit and Loss in the same period.

(g) Intangible assets

Intangible assets are recognised when it is probable that the future economic benefits that are attributable to the asset will flow to the Company and the cost of the asset can be measured reliably. Intangible assets are stated at original cost net of tax/duty credits availed, if any, less accumulated amortisation and cumulative impairment. All directly attributable costs and other administrative and other general overhead expenses that are specifically attributable to



Digitized



acquisition of intangible assets are allocated and capitalised as a part of the cost of the intangible assets. Research and development expenditure on new products:

(h) Employee Benefits

(i) Short term employee benefits:

Employee benefits such as salaries, wages, short term compensated absences, bonus, ex-gratia and performance-linked rewards falling due wholly within twelve months of rendering the service are classified as short-term employee benefits and are expensed in the period in which the employee renders the service.

(ii) Post-employment benefits:

A. Defined contribution plans: The Company's superannuation scheme, state governed provident fund scheme, employee state insurance scheme and employee pension scheme are defined contribution plans. The contribution paid/payable under the schemes is recognised during the period in which the employee renders the service.

B. Defined benefit plans: The employees' gratuity fund schemes and employee provident fund schemes managed by board of trustees established by the Company, the post-retirement medical care plan and the company pension plan represent defined benefit plans. The present value of the obligation under defined benefit plans is determined based on actuarial valuation using the Projected Unit Credit Method. The obligation towards defined benefit plans is measured at the present value of the estimated future cash flows using a discount rate based on the market yield on government securities of a maturity period equivalent to the weighted average maturity profile of the defined benefit obligations at the Balance Sheet date.

Re-measurement, comprising actuarial gains and losses, the return on plan assets (excluding amounts included in net interest on the net defined benefit liability or asset) and any change in the effect of asset ceiling (if applicable) is recognised in other comprehensive income and is reflected in retained earnings and the same is not eligible to be reclassified to profit or loss.

Defined benefit costs comprising current service cost, past service cost and gains or losses on settlements are recognised in the Statement of Profit and Loss as employee benefits expense. Interest cost implicit in defined benefit employee cost is recognised in the Statement of Profit and Loss under finance costs. Gains or losses on settlement of any defined benefit plan are recognised when the settlement occurs. Past service cost is recognised as expense at the earlier of the plan amendment or curtailment and when the Company recognises related restructuring costs or termination benefits.

In case of funded plans, the fair value of the plan assets is reduced from the gross obligation under the defined benefit plans to recognise the obligation on a net basis.

(i) Long-term employee benefits:

The obligation recognised in respect of long-term benefits such as compensated absences, long service award etc. is measured at present value of estimated future cash flows expected to be made by the Company and is recognised in a similar manner as in the case of defined benefit plans vide (ii)(B) above.

Long-term employee benefit costs comprising current service cost and gains or losses on curtailments and settlements, re-measurements including actuarial gains and losses are recognised in the Statement of Profit and Loss as employee benefits expenses. Interest cost implicit in long-term employee benefit cost is recognised in the Statement of Profit and Loss under finance costs.



(ii) Termination benefits:

Termination benefits such as compensation under employee separation schemes are recognised as expense when the Company's offer of the termination benefit can no longer be withdrawn or when the Company recognises the related restructuring costs whichever is earlier.

(i) Leases

Assets taken on lease are accounted as right-of-use assets and the corresponding lease liability is recognised at the lease commencement date. Initially the right-of-use asset is measured at cost which comprises the initial amount of the lease liability adjusted for any lease payments made at or before the commencement date, plus any initial direct costs incurred and an estimate of costs to dismantle and remove the underlying asset or to restore the underlying asset or the site on which it is located, as reduced by any lease incentives received.

The lease liability is initially measured at the present value of the lease payments, discounted using the Company's incremental borrowing rate. It is remeasured when there is a change in future lease payments arising from a change in an index or a rate, or a change in the estimate of the guaranteed residual value, or a change in the assessment of purchase, extension or termination option. When the lease liability is remeasured in this way, a corresponding adjustment is made to the carrying amount of the right-of-use asset or is recorded in profit or loss if the carrying amount of the right-of-use asset has been reduced to zero.

The right-of-use asset is measured by applying cost model i.e. right-of-use asset at cost less accumulated depreciation and cumulative impairment, if any. The right-of-use asset is depreciated using the written down value method from the commencement date to the end of the lease term or useful life of the underlying asset whichever is earlier. Carrying amount of lease liability is increased by interest on lease liability and reduced by lease payments made.

Lease payments associated with following leases are recognised as expense on written down value basis:

- (i) Low value leases; and
- (ii) Leases which are short-term.

Assets given on lease are classified either as operating lease or as finance lease. A lease is classified as a finance lease if it transfers substantially all the risks and rewards incidental to ownership of an underlying asset. Asset held under finance lease is initially recognized in balance sheet and presented as a receivable at an amount equal to the net investment in the lease. Finance income is recognised over the lease term, based on a pattern reflecting a constant periodic rate of return on Company's net investment in the lease. A lease which is not classified as a finance lease is an operating lease. The Company recognises lease payments in case of assets given on operating leases as income on a written down value basis. The Company presents underlying assets subject to operating lease in its balance sheet under the respective class of asset. (Also refer to policy on depreciation, above).

(j) Financial instruments

Financial assets and/or financial liabilities are recognised when the Company becomes party to a contract embodying the related financial instruments. All financial assets, financial liabilities and financial guarantee contracts are initially measured at fair value excepting for trade receivables not containing a significant financing component are initially measured at transaction price. Transaction costs that are attributable to the acquisition or issue of financial assets and financial liabilities (other than financial assets and financial liabilities at fair value through profit or loss) are added to or deducted from as the case may be, the fair value of such financial assets or liabilities, on initial recognition. Transaction costs directly attributable to the acquisition of financial assets or financial liabilities at fair value through profit or loss are recognised in profit or loss.

In case of funding to subsidiary companies in the form of interest free or concession loans and preference shares, the excess of the actual amount of the funding over initially measured fair value is accounted as an equity investment. A financial asset and a financial liability is offset and presented on net basis in the balance sheet when there is a current legally enforceable right to set-off the recognised amounts and it is intended to either settle on net basis or to realise the asset and settle the liability simultaneously.



Digitally signed by



(i) Financial assets:

A. All recognised financial assets are subsequently measured in their entirety either at amortised cost or at fair value as follows:

1. Investments in debt instruments that are designated as fair value through profit or loss (FVTPL) - at fair value. Debt instruments at FVTPL is a residual category for debt instruments, if any, and all changes are recognised in profit or loss.
2. Investments in debt instruments that meet the following conditions are subsequently measured at amortised cost (unless the same designated as fair value through profit or loss):
 - The asset is held within a business model whose objective is to hold assets in order to collect contractual cash flows; and
 - The contractual terms of instrument give rise on specified dates to cash flows that are solely payments of principal and interest on the principal amount outstanding.
3. Investment in debt instruments that meet the following conditions are subsequently measured at fair value through other comprehensive income [FVTOCI] (unless the same are designated as fair value through profit or loss)
 - The asset is held within a business model whose objective is achieved both by collecting contractual cash flows and selling financial assets; and
 - The contractual terms of instrument give rise on specified dates to cash flows that are solely payments of principal and interest on the principal amount outstanding.
4. Investment in equity instruments issued by subsidiary, associate and joint venture companies are measured at cost less impairment.
5. Investment in preference shares of the subsidiary companies are treated as equity instruments if the same are convertible into equity shares or are redeemable out of the proceeds of equity instruments issued for the purpose of redemption of such investments. Investment in preference shares not meeting the aforesaid conditions are classified as debt instruments at FVTPL.
6. Investments in equity instruments issued by other than subsidiaries are classified as at FVTPL, unless the related instruments are not held for trading and the Company irrevocably elects on initial recognition to present subsequent changes in fair value in Other Comprehensive Income.
7. Trade receivables, security deposits, cash and cash equivalents, employee and other advances - at amortised cost.

B. For financial assets that are measured at FVTOCI, income by way of interest and dividend, provision for impairment and exchange difference, if any, (on debt instrument) are recognised in profit or loss and changes in fair value (other than on account of above income or expense) are recognised in other comprehensive income and accumulated in other equity. On disposal of debt instruments at FVTOCI, the cumulative gain or loss previously accumulated in other equity is reclassified to profit or loss. In case of equity instruments at FVTOCI, such cumulative gain or loss is not reclassified to profit or loss on disposal of investments.

C. A financial asset is primarily derecognised when:

1. the right to receive cash flows from the asset has expired, or
2. the Company has transferred its rights to receive cash flows from the asset or has assumed an obligation to pay the received cash flows in full without material delay to a third party under a pass-through arrangement; and (a) the Company has transferred substantially all the risks and rewards of the



asset, or (b) the Company has neither transferred nor retained substantially all the risks and rewards of the asset, but has transferred control of the asset.

On derecognition of a financial asset in its entirety, the difference between the carrying amount at the date of derecognition and the consideration received is recognised in profit or loss.

D. Impairment of financial assets: Impairment loss on trade receivables is recognised using expected credit loss model, which involves use of a provision matrix constructed on the basis of historical credit loss experience as permitted under Ind AS 109 and is adjusted for forward looking information. Impairment loss on investments is recognised when the carrying amount exceeds its recoverable amount. For all other financial assets, expected credit losses are recognised based on the difference between the contractual cashflows and all the expected cash flows, discounted at the original effective interest rate. ECLs are measured at an amount equal to 12-month expected credit losses or at an amount equal to lifetime expected credit losses if the credit risk on the financial asset has increased significantly since initial recognition.

(ii) Financial liabilities:

A. Financial liabilities, including derivatives and embedded derivatives, which are designated for measurement at FVTPL are subsequently measured at fair value. Financial guarantee contracts are subsequently measured at the amount of impairment loss allowance or the amount recognised at inception net of cumulative amortisation, whichever is higher. All other financial liabilities including loans and borrowings are measured at amortised cost using Effective Interest Rate (EIR) method.

B. A financial liability is derecognised when the related obligation expires or is discharged or cancelled.

(iii) The Company designates certain hedging instruments, such as derivatives, embedded derivatives and in respect of foreign currency risk, certain non-derivatives, as either fair value hedges, cash flow hedges or hedges of net investments in foreign operations. Hedges of foreign exchange risk on firm commitments are accounted as cash flow hedges.

A. Fair value hedges: Changes in fair value of the designated portion of derivatives that qualify as fair value hedges are recognised in profit or loss immediately, together with any changes in the fair value of the hedged asset or liability that are attributable to the hedged risk.

Hedge accounting is discontinued when the hedging instrument expires or is sold, terminated, or exercised, or when it no longer qualifies for hedge accounting. The fair value adjustment to the carrying amount of the hedged item arising from the hedged risk is amortised to profit or loss from that date.

B. Cash flow hedges: In case of transaction related hedges, the effective portion of changes in the fair value of derivatives that are designated and qualify as cash flow hedges is recognised in other comprehensive income and accumulated in equity as 'hedging reserve'. The gain or loss relating to the ineffective portion is recognised immediately in profit or loss. Amounts previously recognised in other comprehensive income and accumulated in equity relating to the effective portion, are reclassified to profit or loss in the periods when the hedged item affects profit or loss, in the same head as the hedged item. The effective portion of the hedge is determined at the lower of the cumulative gain or loss on the hedging instrument from inception of the hedge and the cumulative change in the fair value of the hedged item from the inception of the hedge and the remaining gain or loss on the hedging instrument is treated as ineffective portion.

In case of time period related hedges, the premium element and the spot element of a forward contract is separated and only the change in the value of the spot element of the forward contract is designated as the hedging instrument. Similarly, wherever applicable, the foreign currency basis spread is separated from the financial instrument and is excluded from the designation of that financial instrument as the hedging instrument in case of time period related hedges. The changes in the fair value of the premium element of the forward contract or the foreign currency basis spread of the financial instrument is accumulated in a separate component of equity as "cost of hedging reserve". The changes in the fair value of such premium element or



Dujith TR



foreign currency basis spread are reclassified to profit or loss as a reclassification adjustment on a written down basis over the period of the forward contract or the financial instrument.

The cash flow hedges are allocated to the forecast transactions on gross exposure basis. Where the hedged forecast transaction results in the recognition of a non-financial asset, such gains/losses are transferred from hedge reserve (but not as reclassification adjustment) and included in the initial measurement cost of the non-financial asset.

Hedge accounting is discontinued when the hedging instrument expires or is sold, terminated, or exercised, or when it no longer qualifies for hedge accounting. Any gain or loss recognised in other comprehensive income and accumulated in equity at that time remains in equity and is recognised when the forecast transaction is ultimately recognised in profit or loss. When a forecast transaction is no longer expected to occur, the gain or loss accumulated in equity is recognised in profit or loss.

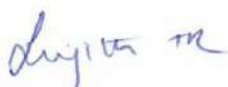
(iv) Compound financial instruments issued by the Company which can be converted into fixed number of equity shares at the option of the holders irrespective of changes in the fair value of the instrument are accounted by recognising the liability and the equity components separately. The liability component is initially recognised at the fair value of a comparable liability that does not have an equity conversion option. The equity component is initially recognised at the difference between the fair value of the compound financial instrument as a whole and the fair value of the liability component. The directly attributable transaction costs are allocated to the liability and the equity components in proportion to their initial carrying amounts. Subsequent to initial recognition, the liability component of the compound financial instrument is measured at amortised cost using the effective interest method. The equity component of a compound financial instrument is not remeasured subsequently.

(k) Inventories

Inventories are valued after providing for obsolescence, as under:

- (i) Raw materials, components, construction materials, stores, spares and loose tools at lower of weighted average cost or net realisable value. However, these items are considered to be realisable at cost if the finished products in which they will be used, are expected to be sold at or above cost.
- (ii) Manufacturing work-in-progress at lower of weighted average cost including related overheads or net realisable value. In some cases, manufacturing work-in-progress are valued at lower of specifically identifiable cost or net realisable value. In the case of qualifying assets, cost also includes applicable borrowing costs vide policy relating to borrowing costs.
- (iii) Finished goods and stock-in-trade (in respect of goods acquired for trading) at lower of weighted average cost or net realizable value. Cost includes costs of purchases, costs of conversion and other costs incurred in bringing the inventories to their present location. Taxes which are subsequently recoverable from taxation authorities are not included in the cost.
- (iv) Completed property/work-in-progress (including land) in respect of property development activity at lower of specifically identifiable cost or net realisable value.

Assessment of net realisable value is made at each reporting period end and when the circumstances that previously caused inventories to be written-down below cost no longer exist or when there is clear evidence of an increase in net realisable value because of changed economic circumstances, the write-down, if any, in the past period is reversed to the extent of the original amount written-down so that the resultant carrying amount is the lower of the cost and the revised net realisable value.



(l) Cash and bank balances

Cash and bank balances include fixed deposits, margin money deposits, earmarked balances with banks and other bank balances which have restrictions on repatriation. Short-term and liquid investments being subject to more than insignificant risk of change in value, are not included as part of cash and cash equivalents.

(m) Securities premium

(i) Securities premium includes:

- A. The difference between the face value of the equity shares and the consideration received in respect of shares issued.
- B. The fair value of the stock options which are treated as expense, if any, in respect of shares allotted pursuant to Stock Options Scheme.

(ii) The issue expenses of securities which qualify as equity instruments are written off against securities premium.

(n) Borrowing Costs

Borrowing costs include finance costs calculated using the effective interest method, finance charges in respect of assets acquired on lease and exchange differences arising on foreign currency borrowings to the extent they are regarded as an adjustment to finance costs.

In cases where hedging instruments are acquired for protection against exchange rate risk related to borrowings and are accounted as hedging a time-period related hedge item, the borrowing costs also include the amortisation of premium element of the forward contract and foreign currency basis spread as applicable, over the period of the hedging instrument.

Borrowing costs net of any investment income from the temporary investment of related borrowings that are attributable to the acquisition, construction or production of a qualifying asset are capitalised/inventorised as part of cost of such asset till such time the asset is ready for its intended use or sale. A qualifying asset is an asset that necessarily requires a substantial period of time to get ready for its intended use or sale. All other borrowing costs are recognised in profit or loss in the period in which they are incurred.

(o) Share-based payment arrangements

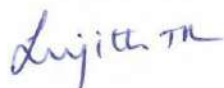
The stock options granted to employees in terms of the Company's Stock Options Schemes, are measured at the fair value of the options at the grant date. The fair value of the options is treated as discount and accounted as employee compensation cost over the vesting period on a straight-line basis. The amount recognised as expense in each year is arrived at based on the number of grants expected to vest. If a grant lapses after the vesting period, the cumulative discount recognised as expense in respect of such grant is transferred to the general reserve within equity.

The fair value of the stock options granted to employees of the Company by the Company's subsidiaries is accounted as employee compensation cost over the vesting period and where such fair value is not recovered by the subsidiaries, the same is treated as dividend declared by them. The share-based payment equivalent to the fair value as on the date of grant of employee stock options granted to key managerial personnel is disclosed as a related party transaction in the year of grant.

The dilutive effect of outstanding options is reflected as additional share dilution in the computation of diluted earnings per share.

(p) Foreign currencies

- (i) The functional currency and presentation currency of the Company is Indian Rupee.



(q) Taxes on income

Tax on income for the current period is determined on the basis of taxable income and tax credits computed in accordance with the provisions of the Income Tax Act, 1961 and using estimates and judgments based on the expected outcome of assessments/appeals and the relevant rulings in the areas of allowances and disallowances.

Deferred tax is recognised on temporary differences between the carrying amounts of assets and liabilities in the Company's Standalone Financial Statements and the corresponding tax bases used in computation of taxable profit and quantified using the tax rates as per laws enacted or substantively enacted as on the Balance Sheet date. Deferred tax liabilities are generally recognised for all taxable temporary differences including the temporary differences associated with investments in subsidiaries and associates, and interests in joint ventures, except where the Company is able to control the reversal of the temporary difference and it is probable that the temporary difference will not reverse in the foreseeable future.

Deferred tax assets are generally recognised for all taxable temporary differences to the extent that it is probable that taxable profits will be available against which those deductible temporary differences can be utilised. The carrying amount of deferred tax assets is reviewed at the end of each reporting period and reduced to the extent that it is no longer probable that sufficient taxable profits will be available to allow all or part of the asset to be recovered.

Transaction or event which is recognised outside profit or loss, either in other comprehensive income or in equity, is recorded along with the tax as applicable.

(r) Interests in joint operations

The Company as a joint operator recognises in relation to its interest in a joint operation, its share in the assets/liabilities held/ incurred jointly with the other parties of the joint arrangement. Revenue is recognised for its share of revenue from the sale of output by the joint operation. Expenses are recognised for its share of expenses incurred jointly with other parties as part of the joint arrangement. Interests in joint operations are included in the segments to which they relate.

(s) Provisions, contingent liabilities and contingent assets

Provisions are recognised only when:

- (i) the Company has a present obligation (legal or constructive) as a result of a past event; and
- (ii) it is probable that an outflow of resources embodying economic benefits will be required to settle the obligation; and
- (iii) a reliable estimate can be made of the amount of the obligation.

Provision is measured using the cash flows estimated to settle the present obligation and when the effect of time value of money is material, the carrying amount of the provision is the present value of those cash flows. Reimbursement expected in respect of expenditure required to settle a provision is recognised only when it is virtually certain that the reimbursement will be received.

Contingent liability is disclosed in case of:

- (i) a present obligation arising from past events, when it is not probable that an outflow of resources will be required to settle the obligation; and
- (ii) a present obligation arising from past events, when no reliable estimate is possible. Contingent assets are disclosed where an inflow of economic benefits is probable. Provisions, contingent liabilities and contingent assets are reviewed at each Balance Sheet date. Where the unavoidable costs of meeting the obligations under the contract exceed the economic benefits expected to be received under such contract, the present obligation under the contract is recognised and measured as a provision.



Sanjith R



(t) Commitments

Commitments are future liabilities for contractual expenditure, classified and disclosed as follows:

- (i) estimated amount of contracts remaining to be executed on capital account and not provided for;
- (ii) uncalled liability on shares and other investments partly paid;
- (iii) funding related commitment to subsidiary, associate and joint venture companies; and
- (iv) other non-cancellable commitments, if any, to the extent they are considered material and relevant in the opinion of management.

Other commitments related to sales/procurements made in the normal course of business are not disclosed to avoid excessive details.

(u) Discontinued operations and non-current assets held for sale

Discontinued operation is a component of the Company that has been disposed of or classified as held for sale and represents a major line of business.

Non-current assets and disposal groups are classified as held for sale if their carrying amount is intended to be recovered principally through a sale (rather than through continuing use) when the asset (or disposal group) is available for immediate sale in its present condition subject only to terms that are usual and customary for sale of such asset (or disposal group) and the sale is highly probable and is expected to qualify for recognition as a completed sale within one year from the date of classification.

Non-current assets and disposal groups classified as held for sale are measured at lower of their carrying amount and fair value less costs to sell.

(v) Statement of Cash Flows

Statement of Cash Flows is prepared segregating the cash flows into operating, investing and financing activities. Cash flow from operating activities is reported using indirect method, adjusting the profit before tax excluding exceptional items for the effects of:

- (i) changes during the period in inventories and operating receivables and payables;
- (ii) non-cash items such as depreciation, provisions, unrealised foreign currency gains and losses; and
- (iii) all other items for which the cash effects are investing or financing cash flows.

Cash and cash equivalents (including bank balances) shown in the Statement of Cash Flows exclude items which are not available for general use as at the date of Balance Sheet.

(w) Key sources of estimation

The preparation of Standalone Financial Statements in conformity with Ind AS requires that the management of the Company makes estimates and assumptions that affect the reported amounts of income and expenses of the period, the reported balances of assets and liabilities and the disclosures relating to contingent liabilities as of the date of the Standalone Financial Statements. The estimates and underlying assumptions made by management are explained under respective policies. Revisions to accounting estimates include useful lives of property, plant and equipment & intangible assets, allowance for expected credit loss, future obligations in respect of retirement benefit plans, expected cost of completion of contracts, provision for rectification costs, fair value/recoverable amount



Digitally signed by



measurement, etc. Difference, if any, between the actual results and estimates is recognised in the period in which the results are known.

3 Recent pronouncements:

On March 31, 2023, Ministry of Corporate Affairs amended the Companies (Indian Accounting Standards) Rules, 2015 by issuing the Companies (Indian Accounting Standards) Amendment Rules, 2023, which becomes effective from April 1, 2023. The gist of the amendments is as follows:

- Ind AS 1, Presentation of Standalone Financial Statements - It is specified when the accounting policy information is material, and the requirement to disclose significant accounting policies is substituted with the disclosure of material accounting policy information.
- Ind AS 8, Accounting Policies, Changes in Accounting Estimates and Errors - The definition of "change in accounting estimate" is substituted with the definition of "accounting estimates". Accounting estimates are monetary amounts in Standalone Financial Statements that are subject to measurement uncertainty.
- Ind AS 12, Income Taxes – it is required to recognise deferred tax liability or asset for all temporary differences arising from initial recognition of an asset or liability in a transaction that gives rise to equal taxable and deductible temporary differences.

The above amendments will not have material impact on Company's Standalone Financial Statements.

Handwritten signature



Digitally signed



Denta Water and Infra Solutions Limited
(Formerly known as Denta Properties and Infrastructure Private Limited)
CIN: U70109KA2016PLC097869
Notes to Standalone Financial Statements
(All amounts in ₹ Million, unless otherwise stated)

4a Property, Plant and Equipment

Particulars	Land	Building	Plant and Machinery	Office Equipment	Vehicles	Resort Furniture and Fitting	Furniture And Fixtures	Computer and Printers	Total Tangible Assets
Gross Cost									
As at March 31, 2022	54.24	26.58	0.28	0.71	13.82	6.28	-	-	101.91
Additions	129.72	0.53	11.99	-	1.79	1.39	0.33	0.51	146.26
Deductions/Adjustments	-	-	-	-	-	-	-	-	-
As at March 31, 2023	183.96	27.11	12.27	0.71	15.61	7.67	0.33	0.51	248.17
Additions	-	1.23	-	0.14	4.90	-	-	0.37	6.64
Deductions/Adjustments	-	-	-	-	-	-	-	-	-
As at March 31, 2024	183.96	28.34	12.27	0.85	20.51	7.67	0.33	0.88	254.81
Accumulated Depreciation									
Up to March 31, 2022	-	0.53	0.01	0.09	0.64	-	-	-	1.27
Depreciation Expense For the Year	-	0.43	0.39	0.13	1.73	0.90	0.02	0.09	3.69
Deductions/Adjustments	-	-	-	-	-	-	-	-	-
Up to March 31, 2023	-	0.96	0.40	0.22	2.37	0.90	0.02	0.09	4.96
Depreciation Expense For the Year	-	0.44	0.78	0.14	2.27	0.91	0.03	0.22	4.79
Deductions/Adjustments	-	-	-	-	-	-	-	-	-
Up to March 31, 2024	-	1.40	1.18	0.36	4.64	1.81	0.05	0.31	9.75
Carrying Amount									
As at March 31, 2023	183.96	26.15	11.87	0.49	13.24	6.77	0.31	0.42	243.21
As at March 31, 2024	183.96	26.94	11.09	0.49	15.87	5.86	0.28	0.57	245.06

[Handwritten Signature]



[Handwritten Signature]



Denta Water and Infra Solutions Limited
 (Formerly known as Denta Properties and Infrastructure Private Limited)
 CIN: U70109KA2016PLC097869
Notes to Standalone Financial Statements
 (All amounts in ₹ Million, unless otherwise stated)

4b Intangible Asset

Particulars	Total
Gross Cost	
As at March 31, 2022	-
Additions	0.13
Deductions/Adjustments	-
As at March 31, 2023	0.13
Additions	0.19
Deductions/Adjustments	-
As at March 31, 2024	0.32
Accumulated Amortisation	
Up to March 31, 2022	-
Amortisation for the Year	0.02
Deductions/Adjustments	-
Up to March 31, 2023	0.02
Amortisation for the Year	0.06
Deductions/Adjustments	-
Up to March 31, 2024	0.08
Carrying Amount	
As at March 31, 2023	0.11
As at March 31, 2024	0.24

[Handwritten Signature]



[Handwritten Signature]



Denta Water and Infra Solutions Limited
 (Formerly known as Denta Properties and Infrastructure Private Limited)
 CIN: U70109KA2016PLC097869
 Notes to Standalone Financial Statements
 (All amounts in ₹ Million, unless otherwise stated)

5 Investment

Particulars	As at March 31, 2024	As at March 31, 2023
Investment		
Denta Properties and Investment*	69.52	66.44
Total	69.52	66.44

* The investment made in partnership firm, in which the Denta Water and Infra Solutions Limited is holding 99 percent share in profit/loss of the firm.

6 Other Financial Assets (Non Current)

Particulars	As at March 31, 2024	As at March 31, 2023
Fixed Deposits*	97.34	94.35
Total	97.34	94.35

* Fixed Deposit having maturity more than 12 months.

7 Other Non-Current Assets

Particulars	As at March 31, 2024	As at March 31, 2023
Security Deposit	43.70	49.50
Rental Deposit	0.63	0.99
Total	44.33	50.49

8 Inventories

Particulars	As at March 31, 2024	As at March 31, 2023
Coffee Beans	0.86	3.37
Work In Progress of Construction Contracts	130.98	61.61
Raw Material	63.29	-
Total	195.13	64.98

[Handwritten Signature]



[Handwritten Signature]



Denta Water and Infra Solutions Limited
 (Formerly known as Denta Properties and Infrastructure Private Limited)
 CIN: U70109KA2016PLC097869
 Notes to Standalone Financial Statements
 (All amounts in ₹ Million, unless otherwise stated)

9 Trade Receivables

Particulars	As at March 31, 2024	As at March 31, 2023
(Unsecured, Considered Good) Trade Receivables		
Less - Allowance for Expected Credit Loss	254.66	233.00
Total	(0.03)	(1.48)
	254.63	231.52

Note-Ageing analysis of the trade receivable amounts that are past due as at the end of reporting year but not impaired:

Particulars	Not Due	As at March 31, 2024						Total
		Outstanding for Following Periods from Due Date of Payment						
		Less than 6 month	6 months to - 1 year	1-2 Year	2-3 Year	More than 3 Year	Allowances for Expected Credit Loss	
i) Undisputed - Considered Good	-	254.21	0.45	-	-	-	-	254.63
ii) Undisputed - Which have Significant Increase in Credit Risk	-	-	-	-	-	-	(0.03)	-
iii) Undisputed - Credit Impaired	-	-	-	-	-	-	-	-
i) Disputed - Considered Good	-	-	-	-	-	-	-	-
ii) Disputed - Which have Significant Increase in Credit Risk	-	-	-	-	-	-	-	-
iii) Disputed - Credit Impaired	-	-	-	-	-	-	-	-
Total	-	254.21	0.45	-	-	-	(0.03)	254.63

Particulars	Not Due	As at March 31, 2023						Total
		Outstanding for Following Periods from Due Date of Payment						
		Less than 6 month	6 months to - 1 year	1-2 Year	2-3 Year	More than 3 Year	Allowances for Expected Credit Loss	
i) Undisputed - Considered Good	-	232.22	0.15	0.63	-	-	-	231.52
ii) Undisputed - Which have Significant Increase in Credit Risk	-	-	-	-	-	-	(1.48)	-
iii) Undisputed - Credit Impaired	-	-	-	-	-	-	-	-
i) Disputed - Considered Good	-	-	-	-	-	-	-	-
ii) Disputed - Which have Significant Increase in Credit Risk	-	-	-	-	-	-	-	-
iii) Disputed - Credit Impaired	-	-	-	-	-	-	-	-
Total	-	232.22	0.15	0.63	-	-	(1.48)	231.52

[Handwritten Signature]



[Handwritten Signature]



Denta Water and Infra Solutions Limited
(Formerly known as Denta Properties and Infrastructure Private Limited)
CIN: U70109KA2016PLC097869
Notes to Standalone Financial Statements
(All amounts in ₹ Million, unless otherwise stated)

10 (a) Cash and Cash Equivalents

Particulars	As at March 31, 2024	As at March 31, 2023
Cash on Hand	0.51	0.60
Balances with Banks:-		
Current Account	123.73	50.78
Demand Deposits with Banks	0.08	307.69
Total	124.32	359.07

10 (b) Bank Balances other than Cash and Cash Equivalents as above

Particulars	As at March 31, 2024	As at March 31, 2023
Fixed Deposits	503.82	4.12
Total	503.82	4.12

11 Other Financial Assets

Particulars	As at March 31, 2024	As at March 31, 2023
Unsecured, Considered Good		
Others		
Interest Accrued but Not Due on Deposit	3.37	1.15
Earnest Money Deposit	35.38	4.10
Total	38.75	5.25

12 Other Current Assets

Particulars	As at March 31, 2024	As at March 31, 2023
Advance given for Purchase of Property, Plant & Equipment	2.50	2.50
Advances other than Capital Advances:		
Prepaid Expenses	0.19	0.14
Unbilled Revenue*	500.05	77.42
Advance to JV	14.40	-
Advances to Suppliers	67.72	32.52
Loan and Advances to Employees	1.80	0.15
Statutory dues Receivable	15.51	-
Advance for IPO	21.97	-
Total	624.14	112.73

* Unbilled revenue is the revenue for which work completed but invoice not raised.

[Handwritten Signature]



[Handwritten Signature]



13 Equity Share Capital

Particulars	As at	As at
	March 31, 2024	March 31, 2023
Authorised: 3,00,00,000 Equity Shares of ₹10 each (previous year 48,50,000 Equity Shares of ₹ 10 each)	300.00	48.50
Issued, Subscribed and Paid up: 1,92,00,000 Equity Shares of ₹10 each (Previous Year 48,00,000 Equity Shares of ₹ 10 each)	300.00	48.50
Total Equity	192.00	48.00
	192.00	48.00

a) Details of Reconciliation of the Number of Shares Outstanding:
(Numbers of Shares in Million)

Particulars	As at March 31, 2024		As at March 31, 2023	
	No. of Shares	₹ Million	No. of Shares	₹ Million
Equity Shares:				
Shares Outstanding at the Beginning of the Year (refer note (d) below)	4.80	48.00	4.80	48.00
Add: Bonus Shares Issued during the Year *	14.40	144.00	-	-
Less: Buy Back during the year	-	-	-	-
Shares Outstanding at the End of the Year	19.20	192.00	4.80	48.00

* The Company Board of Directors, at its meeting held on August 02, 2023, proposed/recommended to the members of the Company, an increase in the authorised share capital from Rs. 48.5 million to Rs. 300 million in terms of Section 61 and other applicable provisions of the Companies Act, 2013, which was further approved by the members in the general meeting held on August 14, 2023.

b) Terms/ Rights attached to Equity Shares

The Company has only one class of equity shares. Each holder of equity shares is entitled to one vote per share. The dividend proposed, if any by the Board of Directors is subject to approval of the shareholders in ensuing Annual General Meeting. In the event of liquidation of the Company, the holders of the equity shares will be entitled to receive remaining assets of the Company, after distribution of all preferential amounts. The distribution will be in proportion to the number of equity shares held by the shareholders.

c) Details of Shares in the Company held by each Shareholder Holding more than 5 percent:
(Numbers of Shares in Million)

Name of Shareholder	As at March 31, 2024		As at March 31, 2023	
	No. of Shares	%	No. of Shares	%
Sowbhagyamma	6.72	35.00%	4.75	98.98%
Hema H M	6.72	35.00%	-	0.00%
C Mrutyunjaya Swamy	4.80	25.00%	-	0.00%

d) Details of Shares held by Promoters :
(Numbers of Shares in Million)

Shareholding of Promoters as at March 31, 2024 :

Promoter Name	No of Shares	% of Total Shares	% Changes During the Year
Sowbhagyamma	6.72	35.00%	0.414439065
Sujith T R	0.20	1.02%	3
Hema H M	6.72	35.00%	1
C Mrutyunjaya Swamy	4.80	25.00%	1

Shareholding of Promoters as at March 31, 2023 :

Promoter Name	No of Shares	% of Total Shares	% Changes During the Year
Sowbhagyamma	4.75	98.98%	-
Sujith T R	0.05	1.02%	-

[Handwritten Signature]



[Handwritten Signature]



Denta Water and Infra Solutions Limited
(Formerly known as Denta Properties and Infrastructure Private Limited)

CIN: U70109KA2016PLC097869

Notes to Standalone Financial Statements

(All amounts in ₹ Million, unless otherwise stated)

14 Other Equity

Particulars	As at March 31, 2024	As at March 31, 2023
Bonus		
Balance as at Beginning of the Year	-	-
During the period	(144.00)	-
Closing Balances	(144.00)	-
Other Comprehensive Income		
Balance as per Last Financial Statement	0.05	0.01
Remeasurement of Defined Benefit Obligation (Net)	(0.17)	0.04
Closing Balances	(0.12)	0.05
Retained Earnings		
Balance as at Beginning of the Year	994.83	496.30
Opening Difference Adjustment	(4.85)	-
Profit for the Year	604.57	498.53
Dividend (Including dividend distribution tax)	-	-
Transfer from Other Comprehensive income	-	-
Remeasurement of the net defined benefit plans	-	-
Total Retained Earning	1,594.55	994.83
Total	1,450.43	994.88

Anish



Surjit K. T.



Denta Water and Infra Solutions Limited
(Formerly known as Denta Properties and Infrastructure Private Limited)
CIN: U70109KA2016PLC097869
Notes to Standalone Financial Statements
(All amounts in ₹ Million, unless otherwise stated)

15 Borrowings (Non-Current)

Particulars	As at March 31, 2024	As at March 31, 2023
Financial Liabilities at Amortised Cost		
Secured #		
Term Loans - From Banks	5.49	8.63
Total	5.49	8.63

#Footnote 15: Terms of Borrowings

a) Secured Loans: The details of Secured Loans, Balances and the Securities Offered for each Loan is as under:

Name of Institution- Security- Repayment Term	As at March 31, 2024	As at March 31, 2023
HDFC Bank- Vehicle- Monthly Installments along with Interest Rate @ 8.11% P.A.	2.84	3.79
HDFC Bank- Vehicle- Monthly Installments along with Interest Rate @ 8.11% P.A.	3.64	4.86
HDFC Bank- Vehicle- Monthly Installments along with Interest Rate @ 7.76% P.A.	2.14	2.87

Note: Amount Includes both Current and Non Current Portion

16 Provisions (Non Current)

Particulars	As at March 31, 2024	As at March 31, 2023
Provision for Employee Benefits.		
Gratuity (Unfunded)	0.63	0.17
Leave Encashment	0.44	0.18
Total	1.07	0.35

17 Deferred Tax Assets / (Liabilities) - Net

Particulars	As at March 31, 2024	As at March 31, 2023
Deferred Tax Assets / (Liabilities)		
On Account of Fixed Assets :		
Impact of difference between Tax Depreciation and Charged in Financial Statement	(2.38)	3.15
On Account of Timing Difference as per Section 43B of The Income Tax Act, 1961	(2.38)	3.15
Employee Benefit:		
Gratuity	0.19	0.07
Leave Encashment	0.08	0.06
Expected Credit Loss	0.01	0.37
Expenses Disallowed	-	-
	0.28	0.50
On Account of Timing Difference as per Section 40(a)(ia) of The Income Tax Act, 1961		
Audit and Other Fees	0.19	0.17
	0.19	0.17
Deferred Tax Assets / (Liabilities)	(1.91)	3.82

Qureshi



Digitally signed



Denta Water and Infra Solutions Limited
(Formerly known as Denta Properties and Infrastructure Private Limited)
CIN: U70109KA2016PLC097869
Notes to Standalone Financial Statements
(All amounts in ₹ Million, unless otherwise stated)

18 Other Non-Current Liabilities

Particulars	As at	As at
	March 31, 2024	March 31, 2023
Security Deposits		
Total	2.66	2.66

19 Borrowings

Particulars	As at	As at
	March 31, 2024	March 31, 2023
Current Maturities of Long Term Borrowings		
Total	3.13	2.89

Refer footnote 15 above for terms of borrowings

Ami



Shyith TN



Denta Water and Infra Solutions Limited
(Formerly known as Denta Properties and Infrastructure Private Limited)
CIN: U70109KA2016PLC097869
Notes to Standalone Financial Statements
(All amounts in ₹ Million, unless otherwise stated)

20 Trade Payable

Particulars	As at March 31, 2024	As at March 31, 2023
Financial Liabilities at Amortised Cost		
Trade Payables		
A. Total Outstanding Dues of Micro and Small Enterprises	6.29	0.62
B. Total Outstanding Dues of Creditors other than Micro and Small Enterprises	106.04	101.12
Total	112.33	101.74

Note- Ageing Analysis of the Trade Payable Amounts that are Past due as at the End of Reporting Year :

Particulars	As at March 31, 2024					
	Not Due	Outstanding for following Periods from Due Date of Payment				
		Less than 1 Year	1-2 Year	2-3 Year	More than 3 year	Total
i) MSME	-	6.29	-	-	-	6.29
ii) Others	-	98.23	7.81	-	-	106.04
iii) Disputed Dues - MSME	-	-	-	-	-	-
iv) Disputed Dues - Others	-	-	-	-	-	-
Total	-	104.52	7.81	-	-	112.33

Particulars	As at March 31, 2023					
	Not Due	Outstanding for following Periods from Due Date of Payment				
		Less than 1 Year	1-2 Year	2-3 Year	More than 3 year	Total
i) MSME	-	0.62	-	-	-	0.62
ii) Others	-	101.12	-	-	-	101.12
iii) Disputed Dues - MSME	-	-	-	-	-	-
iv) Disputed Dues - Others	-	-	-	-	-	-
Total	-	101.74	-	-	-	101.74

Disclosures Required under Section 22 of the Micro, Small and Medium Enterprises Development Act, 2006

Particulars	As at March 31, 2024	As at March 31, 2023
(i) Principal amount remaining unpaid to any supplier as at the end of the accounting year		
(ii) Interest due thereon remaining unpaid to any supplier as at the end of the accounting year	6.29	0.62
(iii) The amount of interest paid along with the amounts of the payment made to the supplier beyond the appointed day	-	-
(iv) The amount of interest due and payable for the year	-	-
(v) The amount of interest accrued and remaining unpaid at the end of the accounting year	-	-
(vi) The amount of further interest due and payable even in the succeeding year, until such date when the interest dues as above are actually paid	-	-

Dues to Micro and Small Enterprises have been determined on the basis of information collected by the Management

[Handwritten Signature]



digitized



(Formerly known as Denta Properties and Infrastructure Private Limited)

CIN: U70109KA2016PLC097869

Notes to Standalone Financial Statements

(All amounts in ₹ Million, unless otherwise stated)

21 Other Current Liabilities

Particulars	As at March 31, 2024	As at March 31, 2023
Advances from Customers	0.09	-
Statutory Dues Payable	117.12	56.46
Total	117.21	56.46

22 Provisions

Particulars	As at March 31, 2024	As at March 31, 2023
Provision for Employee Benefits:		
Gratuity (Unfunded)	0.13	0.09
Leave Encashment	0.09	0.05
Employee Dues	2.84	0.96
Other Provisions:		
Other Dues	233.73	-
Total	236.79	1.10

23 Current Tax Liabilities (Net)

Particulars	As at March 31, 2024	As at March 31, 2023
Provision for Income Tax (Net)	74.25	19.38
Total	74.25	19.38

[Handwritten Signature]



[Handwritten Signature]



Denta Water and Infra Solutions Limited
 (Formerly known as Denta Properties and Infrastructure Private Limited)
 CIN: U70109KA2016PLC097869
Notes to Standalone Financial Statements
 (All amounts in ₹ Million, unless otherwise stated)

24 Revenue From Operations

Particulars	For the Period Ended March 31, 2024	For the Year Ended March 31, 2023
Sale of Services		
-Contract	1,900.94	1,550.73
-Project Management Consulting Service	57.98	110.66
Unbilled Revenue	422.63	77.42
Other Operating Revenue		
-Rental	4.43	4.43
Total	2,385.98	1,743.24

25 Other Income

Particulars	For the Period Ended March 31, 2024	For the Year Ended March 31, 2023
Interest Income:		
From Fixed Deposit with Banks	8.17	4.73
From Investment in Firm	4.97	1.73
Others:		
Sale Of Coffee Beans	13.18	2.02
Profit Share in Firm	3.11	0.02
Provision for ECL	1.45	
Miscellaneous Income	-	5.72
Total	30.88	14.22

[Handwritten Signature]



digitized by



Denta Water and Infra Solutions Limited
(Formerly known as Denta Properties and Infrastructure Private Limited)
CIN: U70109KA2016PLC097869
Notes to Standalone Financial Statements
(All amounts in ₹ Million, unless otherwise stated)

26 Cost of Raw Materials Consumed

Particulars	For the Period Ended March 31, 2024	For the Year Ended March 31, 2023
Materials consumed		
Opening Stock	64.98	33.59
Add: Purchases	748.21	621.92
Add: Construction Expenses*	901.72	454.49
Less: Closing Stock	195.13	64.98
Total	1,519.78	1,045.02

***Construction Expenses**

Particulars	For the Period Ended March 31, 2024	For the Year Ended March 31, 2023
Equipment Hire Charges	34.80	30.83
Power & Fuel Expenses	30.15	37.72
Site Labour Charges	104.51	91.19
Site Running Expenses	53.34	26.10
Site Technical & Professional Charges	36.02	29.37
Sub- Contract Charges	641.45	238.50
Vehicle Insurance Charges	0.20	-
Transportation Charges	1.25	0.78
Total	901.72	454.49

[Handwritten Signature]



[Handwritten Signature]



Denta Water and Infra Solutions Limited
(Formerly known as Denta Properties and Infrastructure Private Limited)
CIN: U70109KA2016PLC097869

Notes to Standalone Financial Statements
(All amounts in ₹ Million, unless otherwise stated)

27 Employee Benefits Expense

Particulars	For the Period Ended March 31, 2024	For the Year Ended March 31, 2023
Salaries, Bonus, Commission and Allowances		
Director's Remuneration	29.87	8.43
Contribution to Provident and Other Funds	4.30	1.86
Gratuity	1.46	0.53
Leave Encashment Expense	0.28	0.21
Total	0.30	0.23
	36.21	11.26

28 Finance Costs

Particulars	For the Period Ended March 31, 2024	For the Year Ended March 31, 2023
Interest		
Other Charges	5.02	0.90
Total	-	0.03
	5.02	0.93

29 Depreciation and Amortisation

Particulars	For the Period Ended March 31, 2024	For the Year Ended March 31, 2023
Property Plant & Equipment		
Intangibles	4.79	3.69
Total	0.06	0.02
	4.85	3.71

30 Other Expenses

Particulars	For the Period Ended March 31, 2024	For the Year Ended March 31, 2023
Insurance Expense	0.43	0.13
Printing and Stationery	0.16	0.02
Travelling and Conveyance Expenses	0.12	0.03
Legal and Professional Fees	10.26	0.18
Rent	0.08	0.12
Rates and Taxes	7.10	3.93
Repairs and Maintenance		
- Buildings	-	0.15
- Office	0.26	0.33
- Vehicle	0.52	0.06
Bank Charges	0.20	0.01
Property Tax	0.88	0.12
Auditor's Remuneration:		
- For Statutory Audit	1.61	1.50
- For Other Audits	0.92	0.80
CSR Expenditure	10.41	5.52
Commission	0.63	1.26
Provision for Expected Credit Loss	-	0.80
Miscellaneous Expenses	0.52	2.42
Road Tax	0.60	-
Administration Charges	3.60	-
Interest on Creditors	0.32	-
Total	38.61	17.38

[Handwritten Signature]



[Handwritten Signature]



Denta Water and Infra Solutions Limited
 (Formerly known as Denta Properties and Infrastructure Private Limited)
 CIN: U70109KA2016PLC097869
 Notes to Standalone Financial Statements
 (All amounts in ₹ Million, unless otherwise stated)

31 Contingent Liability

For Bank Guarantee given by Bank on behalf of the Company

Particulars	As at March 31, 2024	As at March 31, 2023
Bank Guarantee's issued by State Bank of India, SME Branch	264.49	238.90

For Income Tax

Particulars	As at March 31, 2024	As at March 31, 2023
Income Tax Demand for Assessment Year 2021-2022 (The Company has Filed the Response Showing Disagreement towards the Demand Raised by the Income Tax Department)	2.97	2.81
Income Tax Demand for Assessment Year 2022-2023	0.51	-

For Indirect Tax

Particulars	As at March 31, 2024	As at March 31, 2023
Intimation to pay Tax/Interest/Penalty under section 74 for period April	3.12	-

Litigation Matters With Small Causes Court Case

Particulars	As at March 31, 2024	As at March 31, 2023
This Suit has been filed under section 166 of Motor Vehicle Act, 1989, dated 04.11.2023 before the Chief Judge, Court of Small Causes. Next hearing date is 18.04.2024	5.00	-

[Handwritten Signature]



[Handwritten Signature]



Denta Water and Infra Solutions Limited
(Formerly known as Denta Properties and Infrastructure Private Limited)
CIN: U70109KA2016PLC097869
Notes to Standalone Financial Statements
(All amounts in ₹ Million, unless otherwise stated)

32 Ratio
As at March 31, 2024

Sr. No	Ratio	Numerator	Denominator	As at March 31, 2024	As at March 31, 2023	Variance %	Reason for Variance (In case of deviation for more than 25%)
1	Current Ratio	Total Current Assets	Total Current Liabilities	3.16	4.28	-0.261904539	Mainly due to high increase in Current Liabilities in comparison of Current Asset
2	Debt-to-Equity Ratio	Debt Consists of Borrowings	Total Equity	0.01	0.01	-0.524881552	Mainly due to high increase in Equity and reduction in borrowings.
3	Return on Equity Ratio(in %)	Profit after Tax for the Year Less Preference Dividend (if any)	Average Total Equity	0.45	0.63	-0.283212154	Mainly due to increase in Equity in comparison of Profits
4	Inventory Turnover Ratio	Revenues from Operations	Average Inventory	18.35	16.08	0.140762267	-
5	Receivables Turnover Ratio	Revenues from Operations	Average Accounts Receivable	9.82	9.52	0.030603473	-
6	Payables Turnover Ratio	Total Purchases	Average Trade Payables	14.20	15.19	-0.065199266	-
7	Net Working Capital Turnover Ratio	Revenues from Operations	Working Capital	2.03	2.92	-0.305690396	Mainly due to increase in Revenue in comparison of Increase in Working Capital
8	Net Profit Ratio(in %)	Net Profit	Revenues from Operations	0.25	0.29	-0.113973215	-
9	Return on Capital Employed Ratio	Earning before Interest and Taxes	Capital Employed	0.50	0.64	-0.223196503	-

As at March 31, 2023

Sr. No	Ratio	Numerator	Denominator	As at March 31, 2023	As at March 31, 2022	Variance %	Reason for Variance (In case of deviation for more than 25%)
1	Current Ratio	Total Current Assets	Total Current Liabilities	4.28	8.52	-0.497468384	Mainly due to increase in total current liabilities and decrease in total current assets during the period
2	Debt-to-Equity Ratio	Debt Consists of Borrowings	Total Equity	0.01	-	0	-
3	Return on Equity Ratio(in %)	Profit after Tax for the Year Less Preference Dividend (if any)	Average Total Equity	0.63	1.09	-0.42219457	Mainly due to increase in profit for the year and increase in average total equity.
4	Inventory Turnover Ratio	Revenues from Operations	Average Inventory	16.08	19.91	-0.192332954	-
5	Receivables Turnover Ratio	Revenues from Operations	Average Accounts Receivable	9.52	13.95	-0.317448301	Mainly due to increase in revenue from operation and increase in average trade receivables during the year.
6	Payables Turnover Ratio	Total Purchases	Average Trade Payables	15.19	19.09	-0.204248023	-
7	Net Working Capital Turnover Ratio	Revenues from Operations	Working Capital	2.92	2.71	0.08020571	-
8	Net Profit Ratio(in %)	Net Profit	Revenues from Operations	0.29	0.32	-0.108038504	-
9	Return on Capital Employed Ratio	Earning before Interest and Taxes	Capital Employed	0.64	0.95	-0.31798503	Mainly due to decrease in net of earning during the year.

[Handwritten Signature]



[Handwritten Signature]



Denta Water and Infra Solutions Limited
(Formerly known as Denta Properties and Infrastructure Private Limited)
CIN: U70109KA2016PLC097869
Notes to Standalone Financial Statements
(All amounts in ₹ Million, unless otherwise stated)

33 Employee Benefit Obligations

i. Defined Contribution Plans:

The following amount recognized as an expense in Statement of profit and loss on account of provident fund and other funds. There are no other obligations other than the contribution payable to the respective authorities.

Particulars	For the Period Ended March 31, 2024	For the Year Ended March 31, 2023
Contribution to Provident Fund	1.28	0.45
Contribution to ESIC	0.18	0.09

ii. Defined Benefit Plan:

The Company has a unfunded defined benefit gratuity plan. The gratuity plan is governed by the Payment of Gratuity Act, 1972. Under the Act, employee who has completed five years of service is entitled to specific benefit. The level of benefits provided depends on the member's length of service and salary at retirement age. Every employee who has completed five years or more of service gets a gratuity on departure at 15 days salary (last drawn salary) for each completed year of service as per the provision of the Payment of Gratuity Act, 1972 with total ceiling on gratuity of ₹ 20,00,000.

The following tables summaries the components of net benefit expense recognised in the Statement of profit and loss and the funded status and amounts recognised in the balance sheet for the gratuity plan:

Assets and Liabilities

Particulars	As at March 31, 2024	As at March 31, 2023
Defined Benefit Obligation	0.77	0.26
Fair Value Of Plan Assets	-	-
Effect of Assets Ceiling if any	-	-
Net Liability(Asset)	0.77	0.26

Bifurcation Of Liability

Particulars	As at March 31, 2024	As at March 31, 2023
Current Liability	0.13	0.09
Non-Current Liability	0.63	0.17
Net Liability(Asset)	0.77	0.26

Income/Expenses Recognized during the Period/ Year

Particulars	For the Period Ended March 31, 2024	For the Year Ended March 31, 2023
Employee Benefit Expense	0.28	0.21
Other Comprehensive Income	0.23	(0.06)

Valuation Assumptions

Particulars	For the Period Ended March 31, 2024	For the Year Ended March 31, 2023
Discount Rate	7.20% p.a.	7.40% p.a.
Salary Growth Rate	7.00% p.a.	7.00% p.a.

Handwritten signature



Digitally signed



Denta Water and Infra Solutions Limited
(Formerly known as Denta Properties and Infrastructure Private Limited)
CIN: U70109KA2016PLC097869
Notes to Standalone Financial Statements
(All amounts in ₹ Million, unless otherwise stated)

Valuation Results

Assets and Liability (Balance Sheet Position)		
Particulars	As at March 31, 2024	As at March 31, 2023
Present Value of Defined Benefit Obligation	0.77	0.26
Fair Value of Plan Assets	-	-
Net Defined Benefit Liability/(Assets)	0.77	0.26

Bifurcation of Net Liability		
Particulars	As at March 31, 2024	As at March 31, 2023
Current (Short Term) Liability	0.13	0.09
Non Current (Long Term) Liability	0.63	0.17
Net Defined Benefit Liability/(Assets)	0.77	0.26

Detailed Disclosures

Funded Status of the Plan		
Particulars	As at March 31, 2024	As at March 31, 2023
Present Value of Unfunded Obligations	0.77	0.26
Present Value of Funded Obligations	-	-
Fair Value of Plan Assets	-	-
Net Defined Benefit Liability/(Assets)	0.77	0.26

Profit and Loss Account for the Period / Year

Particulars	For the Period Ended March 31, 2024	For the Year Ended March 31, 2023
Service Cost:		
Current Service Cost	0.26	0.20
Past Service Cost	-	-
Loss/(Gain) on Curtailments and Settlement	-	-
Net Interest Cost	0.02	0.01
Total Included in 'Employee Benefit Expenses/(Income)	0.28	0.21

Other Comprehensive Income for the period / Year

Particulars	For the Period Ended March 31, 2024	For the Year Ended March 31, 2023
Components of Actuarial Gain/Losses on Obligations:		
Due to Change in Financial Assumptions	0.02	(0.03)
Due to Change in Demographic Assumption	-	-
Due to Experience Adjustments	0.21	(0.03)
Return on Plan Assets Excluding Amounts Included in Interest Income	-	-
Amounts Recognized in Other Comprehensive (Income) / Expense	0.23	(0.06)

[Handwritten Signature]



[Handwritten Signature]



Denta Water and Infra Solutions Limited
(Formerly known as Denta Properties and Infrastructure Private Limited)
CIN: U70109KA2016PLC097869
Notes to Standalone Financial Statements
(All amounts in ₹ Million, unless otherwise stated)

Reconciliation of Defined Benefit Obligation

Particulars	For the Period Ended March 31, 2024	For the Year Ended March 31, 2023
Opening Defined Benefit Obligation	0.26	0.12
Transfer in/(out) Obligation	-	-
Current Service Cost	0.26	0.20
Interest Cost	0.02	0.01
Components of Actuarial Gain/losses on Obligations:		
Due to Change in Financial Assumptions	-	-
Due to Change in Demographic Assumption	0.02	(0.03)
Due to Experience Adjustments	-	-
Past Service Cost	0.21	(0.04)
Loss (gain) on Curtailments	-	-
Liabilities Extinguished on Settlements	-	-
Liabilities Assumed in an Amalgamation in the Nature of Purchase	-	-
Exchange Differences on Foreign Plans	-	-
Benefit Paid from Fund	-	-
Benefits Paid by Company	-	-
Closing Defined Benefit Obligation	0.77	0.26

Reconciliation of Net Defined Benefit Liability/(Assets)

Particulars	As at March 31, 2024	As at March 31, 2023
Net Opening Provision in Books of Accounts	0.26	0.11
Transfer in/(out) Obligation	-	-
Transfer (in)/out Plan Assets	-	-
Employee Benefit Expense as per 3.2	0.28	0.21
Amounts Recognized in Other Comprehensive (Income) /	0.23	(0.06)
Benefits Paid by the Company	-	-
Contributions to Plan Assets	-	-
Closing Provision in Books of Accounts	0.77	0.26

Expected Future Cashflows (Undiscounted)

Particulars	For the Period Ended March 31, 2024	For the Year Ended March 31, 2023
Year 1 Cashflow	0.13	0.09
Year 2 Cashflow	0.00	0.00
Year 3 Cashflow	0.01	0.00
Year 4 Cashflow	0.09	0.00
Year 5 Cashflow	0.07	0.05
Year 6 to Year 10 Cashflow	0.24	0.06

Handwritten signature



Handwritten signature



Denta Water and Infra Solutions Limited
(Formerly known as Denta Properties and Infrastructure Private Limited)
CIN: U70109KA2016PLC097869

Notes to Standalone Financial Statements
(All amounts in ₹ Million, unless otherwise stated)

34 Segmental Information

In accordance with Ind-AS 108, 'Operating Segments', the Company does not have a business segment. Further, the Company operates in India and accordingly no disclosures are required under secondary segment reporting.

35 Corporate Social Responsibility (CSR)

As per Section 135 of the Companies Act, 2013, a CSR committee has been formed by the Company. The areas for CSR activities are eradicating hunger, poverty and malnutrition, promoting preventive health care including preventive health care, ensuring environmental sustainability education, promoting gender equality and empowering women and other activities. The amount has to be expended on the activities which are specified in Schedule VII of the Companies Act, 2013.

Details of CSR Expenditure required to be Spent and Amount Spent are as under:

Particulars	For the Period Ended March 31, 2024	For the Year Ended March 31, 2023
Gross amount required to be spent by the company during the year as per Section 135 of the Companies Act, 2013 read with schedule VII	6.72	4.48
Cumulative CSR Expenditure Required to be Spent	5.67	4.48
Amount Spent during the Year		
(i) Construction/Acquisition of any Asset	10.41	5.52
(ii) On Purposes other than (i) above		
Total	10.41	5.52
Excess Spent of Previous Year	(1.04)	0.00
Total of Shortfall / (Excess)*	(4.73)	(1.04)
Reason for Shortfall- Will be Transferred within 6 Months from the end of the Financial year	-	-

[Handwritten Signature]



[Handwritten Signature]



36 Financial Instruments

Financial Instrument by Category

The Carrying Value and Fair Value of Financial Instrument by Categories as of March 31, 2024 were as follows:

Particulars	At Amortised Cost	At Fair Value Through Profit and Loss	At Fair Value Through OCI	Total Carrying Value
Assets:				
Cash and Cash Equivalents	124.32	-	-	124.32
Bank Balances Other than Cash and Cash Equivalents	503.82	-	-	503.82
Trade Receivables	254.63	-	-	254.63
Other Financial Assets	38.75	-	-	38.75
Loans	1.80	-	-	1.80
Investments	69.52	-	-	69.52
Total	992.83	-	-	992.83
Liabilities:				
Borrowing	8.62	-	-	8.62
Trade and Other Payables	112.33	-	-	112.33
Total	120.95	-	-	120.95

The Carrying Value and Fair Value of Financial Instrument by Categories as of March 31, 2023 were as follows:

Particulars	At Amortised Cost	At Fair Value Through Profit and Loss	At Fair Value Through OCI	Total Carrying Value
Assets:				
Cash and Cash Equivalents	359.07	-	-	359.07
Bank Balances Other than Cash and Cash Equivalents	4.12	-	-	4.12
Trade Receivables	231.52	-	-	231.52
Other Financial Assets	5.25	-	-	5.25
Loans	0.15	-	-	0.15
Investments	66.44	-	-	66.44
Total	666.55	-	-	666.55
Liabilities:				
Borrowing	11.52	-	-	11.52
Trade and Other Payables	101.13	-	-	101.13
Total	112.65	-	-	112.65

37 Fair Value Hierarchy

Level 1 - Quoted prices (unadjusted) in active markets for identical assets or liabilities

Level 2 - Inputs other than quoted prices included within Level 1 that are observable for the asset or liability, either directly (i.e. as prices) or indirectly (i.e. derived from prices).

Level 3 - Inputs for the assets or liabilities that are not based on observable market data (unobservable inputs).

The following Table Presents Fair Value Hierarchy of Assets and Liabilities Measured at Fair Value on a Recurring basis as at March 31, 2024

Particulars	As at March 31, 2024	Fair value measurement at end of the reporting year using		
		Level 1	Level 2	Level 3
Assets /Liabilities Measured at Fair Value				
Financial Assets:				
Non Current Investments	-	-	-	-


The following Table Presents Fair Value Hierarchy of Assets and Liabilities Measured at Fair Value on a Recurring basis as at March 31, 2023

Particulars	As at March 31, 2023	Fair value measurement at end of the reporting year using		
		Level 1	Level 2	Level 3
Assets /Liabilities Measured at Fair Value				
Financial Assets:				
Non Current Investments	-	-	-	-

There have been no transfers among Level 1, Level 2 and Level 3 during the period.

The management assessed that cash and cash equivalents, Trade receivable and other financial asset, trade payables and other financial liabilities approximate their carrying amount largely due to short term maturity of these instruments.

[Signature]



[Signature]



38 Financial Risk Management Objectives and Policies

The risk management policies of the Company are established to identify and analyse the risks faced by the Company, to set appropriate risk limits and controls, and to monitor risks and adherence to limits. Risk management policies and systems are reviewed regularly to reflect changes in market conditions and the Company's activities.

The Management has overall responsibility for the establishment and oversight of the Company's risk management framework.

In performing its operating, investing and financing activities, the Company is exposed to the Credit risk, Liquidity risk and Market risk.

Carrying Amount of Financial Assets and Liabilities:

The following table summaries the carrying amount of financial assets and liabilities recorded at the end of the period by categories:

Particulars	For the Period Ended March 31, 2024	For the Year Ended March 31, 2023
Financial Assets		
Non Current Investment		
Cash and Cash Equivalent	69.52	66.44
Bank Balances Other than Cash and Cash Equivalents	124.32	359.07
Trade Receivables	503.82	4.12
Other Financial Assets	254.63	231.52
At End of the Year	1,088.38	760.75
Financial Liabilities		
Trade Payables		
Other Financial Liabilities	112.33	101.74
At End of the Year	117.21	56.46
	229.54	158.20

Market Risk

Market risk is the risk that the fair value of future cash flows of a financial instrument will fluctuate because of changes in market prices. Market risk comprises three types of risk: interest rate risk, currency risk and other price risk, such as equity price risk and commodity risk. Financial instruments affected by market risk include loans and borrowings, deposits and derivative financial instruments.

Credit Risk on Financial Assets

Financial assets that are potentially subject to concentrations of credit risk and failures by counterparties to discharge their obligations in full or in a timely manner consist principally of cash balances with banks, cash equivalents and receivables, and other financial assets. The maximum exposure to credit risk is: the total of the fair value of the financial instruments and the full amount of any loan payable commitment at the end of the reporting year. Credit risk on cash balances with banks is limited because the counterparties are entities with acceptable credit ratings. Credit risk on other financial assets is limited because the other parties are entities with acceptable credit ratings.

As disclosed in Note 10, cash and cash equivalents balances generally represent short term deposits with a less than 90-day maturity.

As part of the process of setting customer credit limits, different credit terms are used. The average credit period generally granted to trade receivable customers is about 90-360 days. But some customers take a longer period to settle the amounts.

Exposure to Credit Risk

Financial Asset for which Loss Allowance is Measured using Expected Credit Loss Model

Particulars	For the Period Ended March 31, 2024	For the Year Ended March 31, 2023
Financial Assets		
Non Current Investment		
Cash and Cash Equivalent	69.52	66.44
Bank Balances Other than Cash and Cash Equivalents	124.32	359.07
Trade Receivables	503.82	4.12
Other Financial Assets	254.63	231.52
At End of the Year	1,088.38	760.75

[Handwritten Signature]



[Handwritten Signature]



39 Foreign Currency Risk

The functional currency of the Company is the ₹. These Financial Statements are presented in ₹.

During the reporting period, the company engaged in a singular foreign currency transaction involving the purchase of software. This transaction resulted in a foreign exchange loss of Rs. 6,016/- which has been duly recognized in the financial statements.

The company does not have regular foreign currency transactions, and hence, the foreign currency risk is limited to this particular event. The loss recognized reflects the difference in exchange rates between the transaction date and the settlement date.

40 Interest Rate Risk

Interest rate risk is the risk that the fair value or future cash flows of a financial instrument will fluctuate because of changes in market interest rates. Company has interest rate risk exposure mainly from changes in rate of interest on borrowing & on deposit with bank. The interest rate are disclosed in the respective notes to the financial statements of the Company. The following table analyse the breakdown of the financial assets and liabilities by type of interest rate:

Particulars	As at	As at
	March 31, 2024	March 31, 2023
Financial Assets		
Interest Bearing - Fixed Interest Rate		
- Non Current Fixed Deposit	97.34	94.35
- Current Fixed Deposit	503.82	4.12
Financial Liabilities		
Interest bearing		
Borrowings - Floating interest rate	8.62	11.52
- Working capital loan in rupee	-	-
	-	-

Interest Rate Sensitivity

The following table demonstrates the sensitivity to a reasonably possible change in interest rates on that portion of loans and borrowings affected, after the excluding the credit exposure for which interest rate swap has been taken and hence the interest rate is fixed. With all other variables held constant, the Company's profit before tax is affected through the impact on floating rate borrowings, as follows:

Particulars	As at	As at
	March 31, 2024	March 31, 2023
Interest Rate		
Increase by 100 bps Points	-	-
Decrease by 100 bps Points	-	-

41 Liquidity Risk

Liquidity risk is the risk that the Company may not be able to meet its present and future cash and collateral obligations without incurring unacceptable losses. The Company's objective is to, at all times maintain optimum levels of liquidity to meet its cash and collateral requirements. The Company closely monitors its liquidity position and deploys a robust cash management system. It maintains adequate sources of financing including debt and overdraft from banks at an optimised cost. The Company maximum exposure to credit risk for the components of the balance sheet at 31 March 2024 and 31 March 2023 is the carrying amounts. The liquidity risk is managed on the basis of expected maturity dates of the financial liabilities. The average credit period taken to settle trade payables is about 90 days. The other payables are with short-term durations. The carrying amounts are assumed to be a reasonable approximation of fair value. The following table analysis financial liabilities by remaining contractual maturities:

Particulars	On demand	Less than 3 months	More than 3 Month but Less than 12 months	More then 1 Year but less than 5 years	More than 5 years	Total
Year ended March 31, 2024						
Borrowings	-	0.76	2.37	5.49	-	8.62
Other Financial Liabilities	-	-	-	-	-	-
Trade and Other Payables	-	79.73	24.79	7.81	-	112.33
Total	-	80.49	27.16	13.30	-	120.95
Year ended March 31, 2023						
Borrowings	-	0.70	2.19	8.63	-	11.52
Other Financial Liabilities	-	-	-	-	-	-
Trade and Other Payables	-	84.98	13.49	2.66	-	101.13
Total	-	85.68	15.68	11.29	-	112.65

At present, the Company does expects to repay all liabilities at their contractual maturity. In order to meet such cash commitments, the operating activity is expected to generate sufficient cash inflows.



Shujith T R



42 Capital Management

For the purpose of the Company's capital management, capital includes issued equity capital, share premium and all other equity reserves attributable to the equity holders. The primary objective of the Company's capital management is to maximise the shareholder value.

The Company manages its capital structure and makes adjustments in light of changes in economic conditions and the requirements of the financial covenants. To maintain or adjust the capital structure, the Company may adjust the dividend payment to shareholders, return capital to shareholders or issue new shares. The Company monitors capital using a gearing ratio, which is net debt divided by total capital plus net debt. The Company's policy is to keep optimum gearing ratio. The Company includes within net debt, interest bearing loans and borrowings, trade and other payables, less cash and cash equivalents, excluding discontinued operations.

Particulars	As at March 31, 2024	As at March 31, 2023
Borrowings		
Trade Payables	8.62	11.52
Less: Cash and Cash Equivalents	112.33	101.74
Net Debt (a)	(124.32)	(359.07)
	(3.37)	(245.81)
Total Equity		
Total Member's Capital		
Capital and Net Debt (b)	1,642.43	1,042.88
Gearing Ratio (%) (a/b)*100	1,639.07	797.07
	(0.21)	(30.84)

In order to achieve this overall objective, the Company's capital management, amongst other things, aims to ensure that it meets financial covenants attached to the interest-bearing loans and borrowings that define capital structure requirements. Breaches in meeting the financial covenants would permit the bank to immediately call loans and borrowings. There have been no breaches in the financial covenants of any interest-bearing loans and borrowing in the current period. No changes were made in the objectives, policies or processes for managing capital during the period/years ended March 31, 2024 and March 31, 2023.

43 Income Tax

The major components of income tax expense for the years are:

Particulars	As at March 31, 2024	As at March 31, 2023
Current Income Tax:		
Current Income Tax Charge	214.29	181.80
Previous Year Tax	(7.43)	3.25
Deferred Tax:	206.86	185.05
Relating to Origination and Reversal of Temporary Differences		
	0.95	(4.42)
Income Tax Expense Reported in the Statement of Profit or Loss	207.81	180.63

The tax rate used for the reconciliation above is the corporate tax rate payable by corporate entity in India on taxable profits under the Indian tax law. The Company elected to exercise the option permitted under Section 115BAA of the Income-tax Act, 1961 as introduced by the Taxation Laws (Amendment) ordinance, 2019 in FY 2020-21, which gives a one time irreversible option to domestic companies for payment of corporate tax at reduced rates. Accordingly, the Company has re-measured its deferred tax asset (net) basis the rate prescribed in the said section.

A Reconciliation of income tax provision to the amount computed by applying the statutory income tax rate to the income before Income taxes is summarized as follow:

Particulars	As at March 31, 2024	As at March 31, 2023
Profit Before Income Tax		
Rate of Income Tax*	812.38	679.16
Computed Expected Tax Expenses	25.17%	25.17%
Previous Year Tax	204.46	170.93
Additional Allowances for Tax Purpose	-	-
Expenses Not Allowed for Tax Purposes	(2.70)	(1.73)
Disallowance of Expense due to IND AS Adjustments	3.81	2.67
Interest Under Sec 234B	-	0.31
Interest Under Sec 234C	1.78	7.74
Current Income Tax	6.94	1.88
	214.29	181.80

*Applicable statutory tax rate for financial Year

The Gross Movement in the Current Income Tax Asset/(Liability) for the Period/Year ended March 31, 2024 and March 31, 2023 is as follows:

Particulars	As at March 31, 2024	As at March 31, 2023
Net Current Income Tax Asset/(Liability) at the Beginning		
Income Tax Paid	19.38	11.22
Previous Year Tax Adjustment	(162.21)	(176.89)
Current Tax Expenses	(7.43)	3.25
Net Current Income Tax Asset/(Liability) at the end	64.03	19.38

Handwritten signature



Handwritten signature



44 Estimates

The estimates at March 31, 2024 and March 31, 2023 are consistent with those made for the same dates in accordance with Ind As (after adjustments to reflect any differences in accounting policies).

- 45 Balances in the accounts of trade receivables, loans and advances, trade payables and other current liabilities are subject to confirmation / reconciliation, if any. The management does not expect any material adjustment in respect of the same effecting the financial statements on such reconciliation / adjustments.
- 46 There was no impairment loss on the fixed assets on the basis of review carried out by the management in accordance with Indian Accounting Standard (Ind AS)-36 'Impairment of Assets.

47 Earnings Per Share

Basic EPS amounts are calculated by dividing the profit for the year attributable to equity holders by the weighted average number of equity shares outstanding during the year. The weighted average number of equity shares outstanding during the year and for all the years presented is adjusted for events, that have changed the number of equity shares outstanding, without a corresponding change in resources.

Diluted EPS amounts are calculated by dividing the profit attributable to equity holders by the weighted average number of equity shares outstanding during the year plus the weighted average number of equity shares that would be issued on conversion of all the dilutive potential equity shares into equity shares.

The following reflects the income and share data used in the basic and diluted EPS computations:

Particulars	As at	As at
	March 31, 2024	March 31, 2023
Net Profit for the year attributable to equity		
Weighted average number of equity shares for basic and diluted earning per share (No's)	604.57	498.53
Opening No. of equity share for the period / year		
No. of bonus equity share	4.80	4.80
Total weighted average number of equity share	14.40	14.40
Face Value per Share	19.20	19.20
Basic and Diluted Earnings per shares	10	10
	31.49	25.97

Amal



Surjit M



48 RELATED PARTY DISCLOSURES

Name of Related Parties and Nature of Relationship:

Description of Relationship	Names of Related Parties
(i) Key Management Personnel (KMP)	Promoter Sowbhagyamma Sujith T R C Mruthunjaya Swamy Hema H M Director Sowbhagyamma (Resigned w.e.f. November 30, 2023) G Manjunath Nista U Shetty Manish Shetty Pradeep N R Narendra Babu Gopalkrishna Kumaraswamy
(ii) Relatives of KMP	Prabhu H M Chandrashekariah Dr Gurumurthy Thontadarya H M Viswanath Anusha M Rajashekar Shivanna Sumithamma B D Indu T R S. Sudarshan Sarva Mangalamma Siddalinga Devaru C Mangala C Mahadevi
(iii) Entities in which KMP or relatives of KMP can exercise significant influence	RPS ACC DPIPL Joint Venture DPIPL SPML Joint Venture DPIPL & JNS Joint Venture R P SHETTY Joint Venture WITH DENTA PROPERTIES Denta Engineers and Consultants HUF JNS CONSTRUCTIONS
(iv) Company in which Directors was Interested	Bharadwaj Construction & Consultants Coorguva Infra And Hospitality Private Limited Uva Sands Private Limited

[Handwritten Signature]



[Handwritten Signature]



Sr. No.	Nature of transactions	Company in which director was interested	Entities in which KMP or relatives of KMP can exercise significant influence	KMP / Directors	Relatives of KMP	Total Period April 2023 to March 2024	Balance as at March 31, 2024
1	Remuneration :- Manish Shetty Sowbhagyamma	- -	- -	2.72 0.15	- -	2.72 0.15	2.72 0.15
2	Machinery Rental Charges:- R P Shetty Engineers And Contractors	-	4.33	-	-	4.33	-
3	Technical Services Bharadwaj Construction & Consultants Uva Sands Private Limited	21.74 1.88	- -	- -	- -	21.74 1.88	0.55 1.04
4	Contract:- RPS ACC DPIPL Joint Venture	-	246.63	-	-	246.63	97.44
5	Salary:- Prabhu H M	-	-	-	0.60	0.60	0.05
6	Commission:- Prabhu H M	-	-	-	0.63	0.63	-
7	Rent:- Sowbhagyamma Hema H M	- -	- -	0.05 0.14	- -	0.05 0.14	0.14 0.11
8	Consultancy Charges : Denta Engineers and Consultants HUF	-	11.33	-	-	11.33	5.15
9	Sitting Fees: Pradeep N Narendra babu Gopal Krishna Kumar Swamy	- - -	- - -	0.12 0.10 0.11	- - -	0.12 0.10 0.11	- - -
10	JNS CONSTRUCTIONS	-	58.94	-	-	58.94	-
	Total	23.62	321.23	3.39	1.23	349.47	107.35
	Revenue	2,416.86	2,416.86	2,416.86	2,416.86	2,416.86	2,416.86
	% to Revenue	0.98	13.29	0.14	0.05	14.46	4.44

Sr. No.	Nature of transactions	Company in which director was interested	Entities in which KMP or relatives of KMP can exercise significant influence	KMP / Directors	Relatives of KMP	Total FY 2022-23	Balance as at March 31, 2023
1	Remuneration :- Sowbhagyamma G Manjunath Nista U Shetty Sujith T R	- - - -	- - - -	0.60 0.50 0.30 0.46	- - - -	0.60 0.50 0.30 0.46	- - - -
2	Machinery Rental Charges:- R P Shetty Engineers And Contractors	-	10.39	-	-	10.39	2.97
3	Technical Services Bharadwaj Construction & Consultants Uva Sands Private Limited	10.09 1.04	- -	- -	- -	10.09 1.04	10.09 0.56
4	Commission Paid:- Prabhu H M	-	-	-	0.60	0.60	-
5	Contract:- R P Shetty Engineers And Contractors RPS ACC DPIPL Joint Venture	- -	281.38 53.42	- -	- -	281.38 53.42	- -
6	Salary:- Prabhu H M	-	-	-	0.53	0.53	0.05
7	Rent:- Sowbhagyamma Hema H M	- -	- -	0.07 -	- 0.07	0.07 0.07	- -
8	Other Exp. Reimbursement : Sowbhagyamma	-	-	0.12	-	0.12	-
	Total	11.13	345.19	2.05	1.20	359.57	13.67
	Revenue	1,757.46	1,757.46	1,757.46	1,757.46	1,757.46	1,757.46
	% to Revenue	0.63	19.64	0.12	0.07	20.46	0.78




Sujith TR



Denta Water and Infra Solutions Limited
(Formerly known as Denta Properties and Infrastructure Private Limited)
CIN: U70109KA2016PLC097869
Notes to Standalone Financial Statements
(All amounts in ₹ Million, unless otherwise stated)

49 Other Statutory Information

- a) The Company has not entered into any such transaction which is not recorded in the books of accounts that has been surrendered or disclosed as income during the year in the tax assessments under the Income Tax Act, 1961.
- b) The Company has complied with the number of layers prescribed under clause (87) of Section 2 of the Act read with the Companies (Restriction on number of Layers) Rules, 2017.
- c) The Company is not declared willful defaulter by any bank or financial institution or other lenders.
- d) The Company has not traded or invested in crypto currency or virtual currency during the financial year.
- e) The Company has not revalued its property, plant and equipment (including right-of-use assets) or intangible assets or both during the year.
- f) No proceedings have been initiated or are pending against the Company for holding any benami property under the Benami Transactions (Prohibition) Act, 1988 (45 of 1988) and Rules made there under.
- g) No loans or advances in the nature of loans are granted to promoters, directors, KMPs and the related parties (as defined under Companies Act, 2013,) either severally or jointly with any other person.

50 Company has availed non fund based Bank Guarantee Facility from the banks amounting to ₹ 270.00/- Million which is secured against the fixed deposit amounting to ₹ 51.87/- Million and balance amount secured against non current assets. Company had utilized the BG amounting ₹ 264.49/-.

51 Relationship with Struck off Companies

The company does not have any transactions with companies struck off under section 248 of the Companies Act, 2013 or section 560 of Companies Act, 1956.

52 Events after the End of the Reporting Year

The company has evaluated all events or transactions that occurred between reporting date March 31, 2024 and June 20, 2024, the date the financial statements were authorized for issue by the Board of Directors.

53 Previous years figure have been regrouped/rearranged wherever necessary, to correspond with the current year classification / disclosures.

54 The standalone balance sheet, standalone statement of profit and loss, standalone cash flow statement, standalone statement of changes in equity, standalone statement of significant accounting policies and the other explanatory notes forms an integral part of the standalone financial statements of the Company.

55 These Standalone Financial Statements were approved by Board in its meeting held on June 20, 2024

Signatures to Notes 1 to 55

As per our report of even date

For Maheshwari and Co.
Chartered Accountants
FRN: 105834W

Pawan Gattani
(Partner)
M. No. 144734



For and on behalf of Board of Directors of Denta Water and Infra Solutions Limited
(Formerly known as Denta Properties and Infrastructure Private Limited)

Sujith T R
Wholtime Director
DIN - 09777433

Sujata Gaonkar
Company Secretary
M. No.: A53988

Manish Shetty
Managing Director
DIN - 09075221

Deepa
Chief Financial Officer



Place: Mumbai
Date : June 21, 2024

Place: Bengaluru
Date: June 20, 2024